



BS-5200




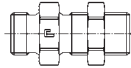







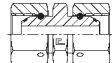



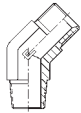
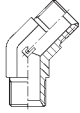
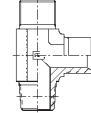
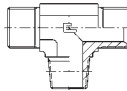
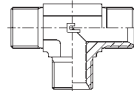
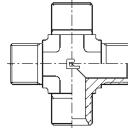
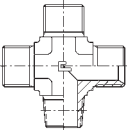


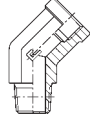
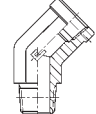


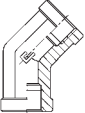
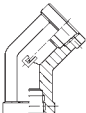
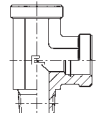
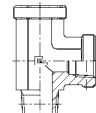
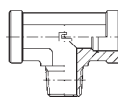
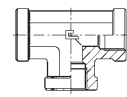
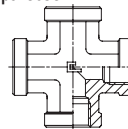
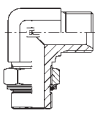
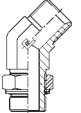
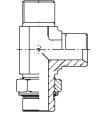
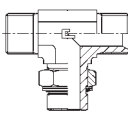
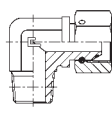
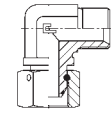
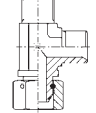
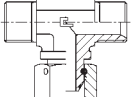
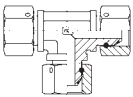






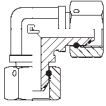
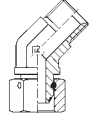
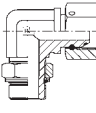
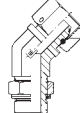
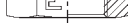
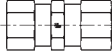


30

BS

AVAILABLE IN CARBON AND STAINLESS STEEL

FIGURATIVE INDEX – FITTINGS BS 5200 - ISO 8434-6

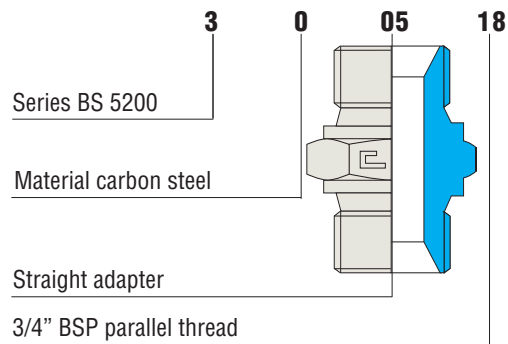
General instructions	Quality assurance	Allowed temperatures	Finish treatments	Tubes to be used	Threaded ends	Prescriptions to comply with
Utilisation standards	Safety factors	Seals on threads	End treatments	Tables follow up	Gas – Metric UNF - NPT	Assembly instructions
Page 158	Page 22	Page 23	Page 24	Page 25-26	Page 27-32	Page 33;39-159
Type: 3001.. BSPT Type: 3002.. NPT 	Type: 3003.. BSPP/con. Type: 3004.. BSPP/NPT 	Type: 3005.. BSPP 	Type: 3005..ATT BSPP 	Type: 3006.. Metric paral. 	Type: 3007.. BSPP/Metric paral. 	Type: 3008.. BSPP Type: 3009.. Metric paral. 
Page 160	Page 161	Page 162-163	Page 164	Page 164	Page 165	Page 166
Type: 3010.. BSPT Type: 3011.. NPT 	Type: 3012.. BSPP Type: 3013.. Metric paral. 	Type: 3014.. BSPT Type: 3015.. NPT 	Type: 3016.. BSPP Type: 3017.. Metric paral. 	Type: 3018.. BSPP Type: 3019.. Metric paral. 	Type: 3020.. BSPT Type: 3021.. NPT 	Type: 3022.. BSPP/con. Type: 3023.. BSPP/NPT 
Page 167	Page 168	Page 169	Page 170	Page 171	Page 172	Page 173
Type: 3024.. BSPP Type: 3025.. Metric paral. 	Type: 3026.. BSPP/con. Type: 3027.. BSPP/NPT 	Type: 3028.. BSPP Type: 3029.. Metric paral. 	Type: 3030.. BSPP/con. Type: 3031.. BSPP/NPT 	Type: 3032.. BSPP/con. Type: 3033.. BSPP/NPT 	Type: 3034.. BSPP Type: 3035.. Metric paral. 	Type: 3036.. BSPP 
Page 174	Page 175	Page 176	Page 177	Page 178	Page 179	Page 180
Type: 3037.. BSPP/NPT 	Type: 3038.. BSPP/con. 	Type: 3039.. NPT 	Type: 3040.. BSPP/con. 	Type: 3041.. NPT 	Type: 3042.. BSPP 	Type: 3043.. NPT 
Page 180	Page 181	Page 181	Page 182	Page 182	Page 183	Page 183
Type: 3044.. BSPP 	Type: 3045.. NPT 	Type: 3046.. BSPP/con. 	Type: 3047.. NPT 	Type: 3048.. BSPP/con. Type: 3049.. NPT 	Type: 3050.. BSPP Type: 3051.. NPT 	Type: 3052.. BSPP Type: 3053.. NPT 
Page 184	Page 184	Page 185	Page 185	Page 186	Page 187	Page 187
Type: 3054.. BSPP Type: 3055.. Metric paral. 	Type: 3056.. BSPP Type: 3057.. Metric paral. 	Type: 3058.. BSPP Type: 3059.. Metric paral. 	Type: 3060.. BSPP Type: 3061.. Metric paral. 	Type: 3062.. BSPP/con. Type: 3063.. BSPP/NPT 	Type: 3064.. BSPP Type: 3065.. Metric paral. 	Type: 3066.. BSPP Type: 3067.. Metric paral. 
Page 188	Page 189	Page 190	Page 191	Page 192	Page 193	Page 194
Type: 3068.. BSPP Type: 3069.. Metric paral. 	Type: 3070.. BSPP Type: 3071.. Metric paral. 	Type: 3072.. BSPP 	Type: 3073.. BSPP 	Type: 3074.. BSPP Type: 3075.. Metric paral. 	Type: 3076.. BSPP Type: 3077.. Metric paral. 	Type: 3078.. BSPP 
Page 195	Page 196	Page 197	Page 197	Page 198	Page 199	Page 200
Type: 3079.. BSPP 	Type: 3080.. BSPP Type: 3081.. Metric paral. 	Type: 3082.. BSPP Type: 3083.. Metric paral. 	Type: 3084.. BSPP Type: 3085.. Metric paral. 	Type: 3086.. BSPP Type: 3087.. Metric paral. 	Type: 0023.. BSPP 	Type: 5010.. BSPP Type: 5011.. Metr. cilind. Type: 5012.. BSPT Type: 5013.. NPT 
Page 200	Page 201	Page 202	Page 203	Page 204	Page 205	Page 205-206

ORDERING EXAMPLES (Carbon steel)

ORDERING EXAMPLES (Stainless steel)

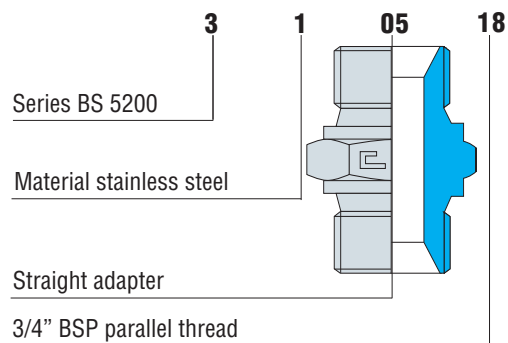
BS

- If you require a straight adapter with 3/4" BSP parallel thread made of carbon steel, order: 300518



BS

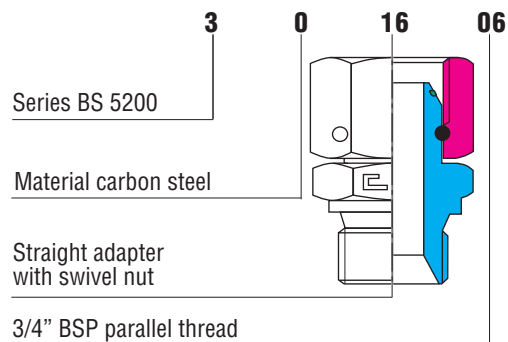
- If you require a straight adapter with 3/4" BSP parallel thread made of stainless steel, order: 310518



New 60° adapter with elastomeric seal designed by CAST.

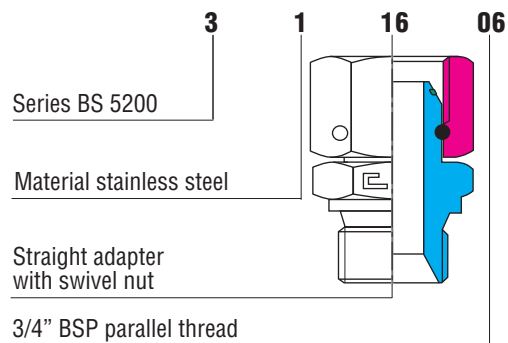
BS

- If you require a straight adapter with swivel nut with 3/4" BSP parallel thread made of carbon steel, order: 301606



BS

- If you require a straight adapter with swivel nut with 3/4" BSP parallel thread made of stainless steel, order: 311606



DELIVERIES

- Cast S.p.A. fittings are delivered in the configurations shown in the pictures of this catalogue.
- Available on scheduled orders only: it means that the article is slow moving and will be delivered within 90 days.
- Available on request only: it means that the article is not commonly in stock; please contact our offices for further delivery details.

THEORY OF OPERATION

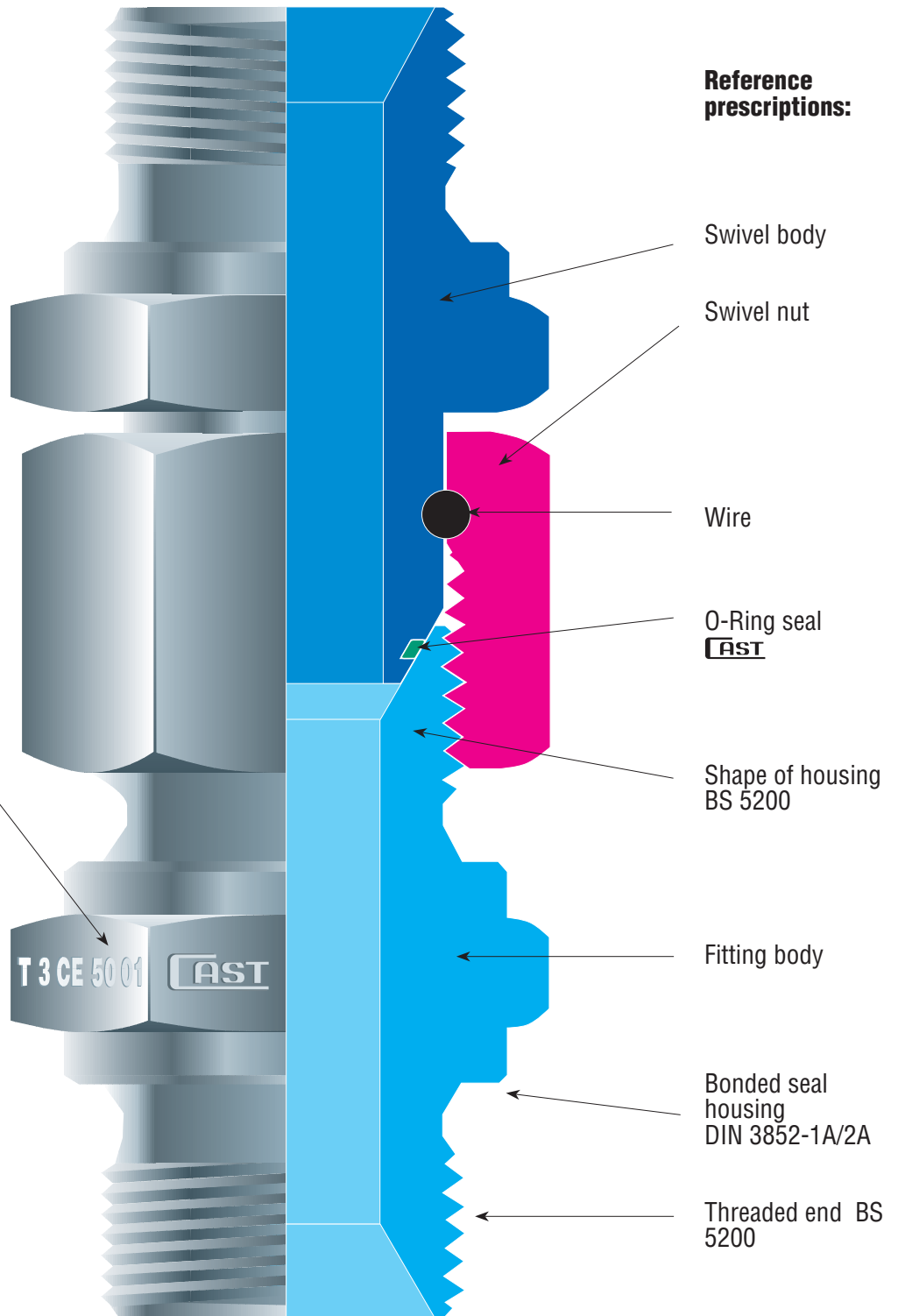
The Cast fitting, manufactured according to BS 5200, is a mechanical adapter traditionally used for high pressure fluid-dynamic systems. The sealing is made between two conical surfaces, metal to metal, with no deformation of the components, plus an elastomeric sealing (O-Ring) placed into a groove on the 60° cone.

N.B. The elastomeric seal is made according to a CAST S.p.A. project.

The connection between the body of the adapter and the body of the component is guaranteed by the swivel tightening nut and the threaded parts for the other types. It helps fast assembly of removable tubes, avoids welding and tapping, thus assuring maximum simplicity for complex oleo-dynamic systems. Repeated assemblies do not alter the performance of the coupling.

COUPLING SYSTEM BS 5200

Reference prescriptions:



Traceability decoding:

CAST =
Logo of the
Manufacturer

- T =
Production plant
- 3 =
Year of manufacture
- CE =
Made in EEC
- 50 =
Type of steel used
- 01 =
Heat number of the
steel used

T 3 CE 50 01 **CAST**

TECHNICAL CHARACTERISTICS

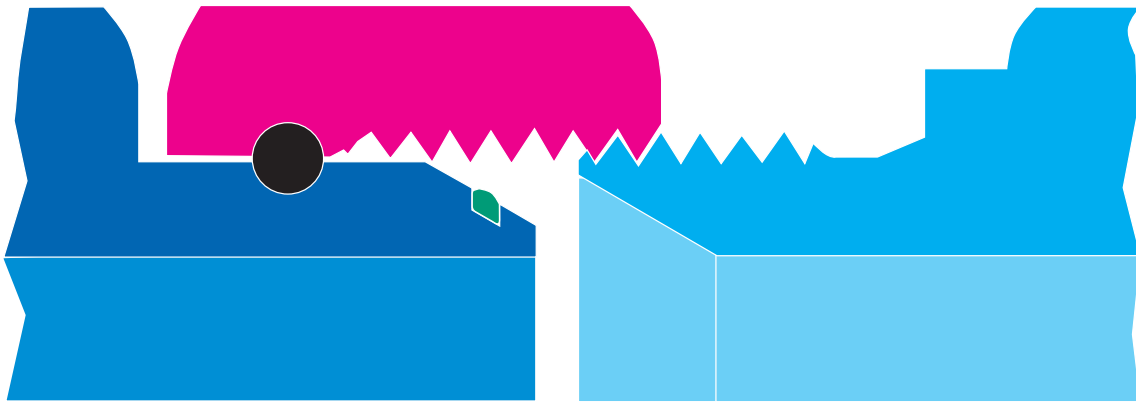
Cast 60° fittings assure perfect seal regardless of the fluid used, provided that no corrosive fluids be employed, the nominal pressures of the fittings and the indicated temperatures be respected and the prescriptions of the manufacturer be followed scrupulously.

These fittings are manufactured in a single series defined "UNIVERSAL" and combine the various (regulatory) series of fittings: DIN 2353- SAE J514- SAE J1453- SAE J516 etc.

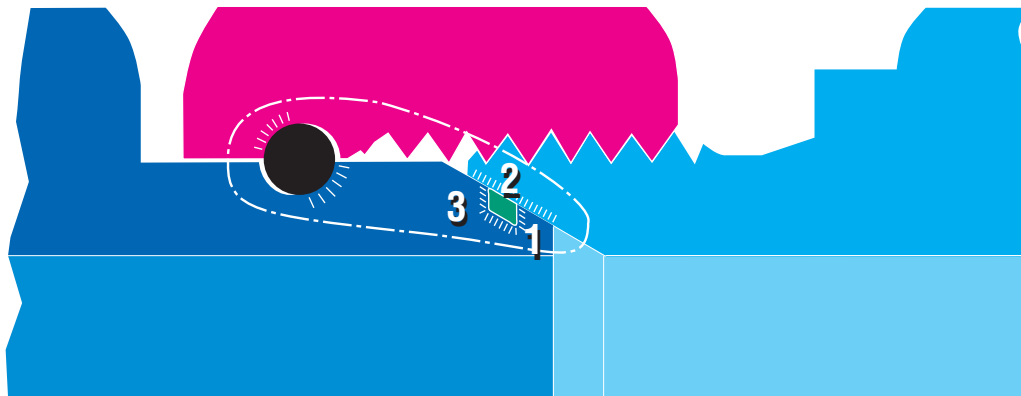
Normal vibrations do not alter the functionality of this type of fitting, also at the top quoted values. Therefore the fitting maintains its best characteristics of absolute guarantee, safety and reliability. For these specific reasons this fitting may be used in hard working conditions.

Under the mechanical strength given by the tightening of the nut on the fitting body, the conical male part couples with the conical female part of the fitting body to provide a very effective metal to metal seal supported by the elastomeric seal as well.

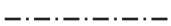
Before assembly



After assembly



Pressure surfaces



Superfici di pressione



Sealing points

1 - 2 - 3

PRODUCT CONCEPT

- The idea has been to use the standard 60° adapter structure and place an O-ring in the 60° conical part to add an elastomeric seal to the traditional metal to metal seal.
- The new adapter with elastomeric seal solves the problem of small leakages, leaks and sweating that are typical of a metal to metal sealing system on high pressure fittings.
- The introduction of the new adapter with elastomeric seal in any case does not limit the required performance for adapters with or without elastomeric seal.

SEALING

The new adapter solves the total sealing problem in the following way:

- A groove was created on the diameter of the 60° cone as insert place for an O-ring. This elastomeric seal guarantees a perfect seal at all times.
- Creating the groove on the 60° cone has allowed us to improve the metal to metal sealing characteristics by dividing the taper sealing surface of the fitting in two.
- Strenuous tests carried out in our technical laboratory in Casalgrasso (CN) have clarified, beyond any doubt, the reliability of the sealing with or without the O-ring itself.
- We can thus state that this new type of adapter is to be used preferably in combination with the elastomeric seal (O-ring) to ensure a sealing system as dry as dust.
- However, if due to temperature or fluid requirements, the adapter can not be used with the O-ring, the new adapter can be equally used without O-ring, with the certainty that the improved metal to metal seal will ensure the required sealing characteristics.

GENERAL INSTRUCTIONS

- Before starting any operation, please check that all the tools to be used in the process conform to the standards. Carefully check the tools every 30-50 assemblies.
- Before fastening the components to the system onboard the machine, check the alignment between the tube and the fitting.
- Fittings must not be used to correct any misalignment or to support tubes.
- Long tubes or those liable to high stress must be clamped to avoid excessive vibrations. A poor alignment could damage the operation of the system.
- The proper lubrication of the components involved in the tightening is essential for good system operation. We advise the use of mineral oils or torquen tension for carbon steel fittings, consisting of anti-seizing compound (Nickel based), Chesterton or similar, for stainless steel fittings.
- The fittings and the valves in this technical catalogue may be used for fluid-dynamic connections only. Indicated pressures are for steel tubes only.
- Mixing carbon and stainless steel components is not allowed.
- Indicated pressures are for steel tubes only.

UTILISATION STANDARDS

CARBON STEEL FITTINGS

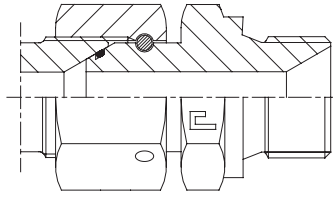
- High quality tubes must be employed to assure correct use and related technical performance of the carbon steel fitting. The use of tubes without the aforementioned characteristics may seriously impair the efficiency of the fitting. CAST S.p.A. recommends using the following tubes only: calibrated and polished, cold drawn seamless tubes, normalised with inert gas, in E235 material according to EN 10305-4 (ST 37.4 according to DIN 1630 I DIN 2391); the maximum permitted hardness, measured on the outer diameter of the tube, is 75 HRB.

STAINLESS STEEL FITTINGS

- High quality tubes must be employed to assure correct use and related technical performance of stainless steel fittings. The use of tubes without the aforementioned characteristics may seriously impair the efficiency of the fitting. CAST S.p.A. recommends using the following tubes only: calibrated and polished, cold drawn seamless tubes 1.4571 as per UNI EN 10216-5 or ASTM A 269; the maximum permitted hardness, measured on the outer diameter of the tube, is 85 HRB.

TIGHTENING TORQUES ON THE SWIVEL CONE

BS 5200 cone for carbon and stainless steel



Series	Gas Thread	Torque (Nm) ^{+10%} ₀	Metric Thread	Torque (Nm) ^{+10%} ₀
UNIVERSAL	G 1/8	25	M12x1,5	35
	G 1/4	65	M14x1,5	45
	G 3/8	85	M16x1,5	55
	G 1/2	150	M18x1,5	70
	G 5/8	200	M20x1,5	80
	G 3/4	260	M22x1,5	100
	G 1	320	M26x1,5	170
	G 1 1/4	500	M30x1,5	250
	G 1 1/2	600		
	G 2	700		

Notes:

The values in the tightening tables are approximate and derive from practical tests run at the laboratory in Casalgrasso (CN), which may vary based on the materials and tolerances of the components used. Thus an awareness of the controls to be performed is required.

All the values expressed in Newton Meters (Nm) for the tightening torques on the BS 5200 swivel cone represent the torquing moment needed to obtain the correct tightness.

SAFETY FACTORS

The technical choice to use the wire, rather than the crimped fittings, is made in compliance with the highest safety standards. This prerogative is also confirmed by the use of stainless steel wire in the wiring of our products, which guarantees the safety of the product for a lot longer, also in the presence of a particularly aggressive microclimate.

EXAMPLE OF DESTRUCTIVE TESTING



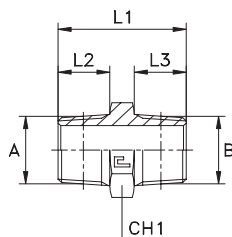
Destructive testing with 22x2 carbon steel tube

The tube burst at 800 bars without any leakage or sweating from the sealing points.

MALE STRAIGHT ADAPTER

Thread BSP Taper

Type: **3001..**



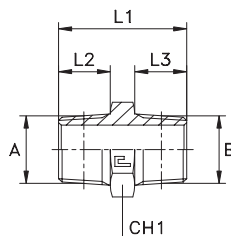
Series BS	30.... [bar]	31.... [bar]	Ordering Complete	A	B	L1	L2	L3	CH1
UNIVERSAL	350	350	300101	1/8	1/8	25	10	10	12
			300102	1/8	1/4	30,5	10	14,5	14
			300103	1/4	1/4	35	14,5	14,5	14
	250	250	300104	1/4	3/8	35	14,5	14,5	17
			300105	3/8	3/8	35	14,5	14,5	17
	225	225	300106	3/8	1/2	40,5	14,5	19	22
			300107	1/2	1/2	45	19	19	22
	200	200	300108	1/2	3/4	47	19	19	27
			300109	3/4	3/4	47	19	19	27
	160	160	300110	3/4	1	53	19	24	36
			300111	1	1	58	24	24	36
			300112	1 1/4	1 1/4	62	25	25	46
			300113	1 1/2	1 1/2	66	26	26	50
	100	100	300114	2	2	69	26	26	65
	250	250	300115	3/8	1/8	30,5	14,5	10	17
	225	225	300116	1/2	1/4	40,5	19	14,5	22
	200	200	300117	3/4	1/4	42,5	19	14,5	27
	160	160	300118	1 1/4	1	61	25	24	46

Notes: If you wish to order a fitting in stainless steel, please change the first two digit from **30....** to **31....** .

MALE STRAIGHT ADAPTER

Thread NPT

Type: **3002..**



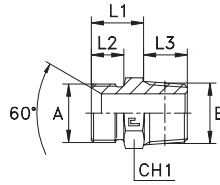
Series BS	30.... [bar]	31.... [bar]	Ordering Complete	A	B	L1	L2	L3	CH1
UNIVERSAL	350	350	300201	1/8	1/8	26	10	10	12
			300202	1/8	1/4	30,5	10	14,5	14
			300203	1/4	1/4	35	14,5	14,5	14
	250	250	300204	1/4	3/8	35	14,5	14,5	17
			300205	3/8	3/8	35	14,5	14,5	17
	225	225	300206	3/8	1/2	40,5	14,5	19	22
			300207	1/2	1/2	45	19	19	22
	200	200	300208	1/2	3/4	47	19	19	27
			300209	3/4	3/4	47	19	19	27
	160	160	300210	3/4	1	53	19	24	36
			300211	1	1	58	24	24	36
			300212	1 1/4	1 1/4	62	25	25	46
			300213	1 1/2	1 1/2	66	26	26	50
	100	100	300214	2	2	69	26	26	65
	250	250	300215	3/8	1/8	30,5	14,5	10	17
	225	225	300216	1/2	1/4	40,5	19	14,5	22
	200	200	300217	3/4	1/4	42,5	19	14,5	27
	160	160	300218	1 1/4	1	61	25	24	46

Notes: If you wish to order a fitting in stainless steel, please change the first two digit from **30....** to **31....** .

MALE STUD STRAIGHT ADAPTER THREAD

Thread BSP Parallel/BSP Taper

Type: **3003..**



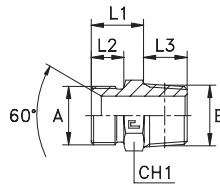
Series BS	30.... [bar]	31.... [bar]	Ordering Complete	A	B	L1	L2	L3	CH1
UNIVERSAL	350	350	300301	1/8	1/8	13	8	10	12
			300302	1/8	1/4	14	8	14,5	14
			300303	1/4	1/4	17	11	14,5	14
	250	250	300304	1/4	3/8	17	11	14,5	17
			300305	3/8	3/8	18	12	14,5	17
	225	225	300306	3/8	1/2	19	12	19	22
			300307	1/2	1/2	21	14	19	22
	200	200	300308	1/2	3/4	23	14	19	27
			300309	3/4	3/4	25	16	19	27
			300310	3/4	1	26	16	24	36
	160	160	300311	1	1	29	19	24	36
			300312	1	1 1/4	31	19	25	46
			300313	1 1/4	1 1/4	32	20	25	46
			300314	1 1/4	1 1/2	34	20	26	50
			300315	1 1/2	1 1/2	37	23	26	50
	100	100	300316	2	2	42	25	26	65
	350	350	300317	1/4	1/8	17	11	10	14
	250	250	300318	3/8	1/4	18	12	14,5	17
	225	225	300319	1/2	3/8	21	14	14,5	22
	200	200	300320	3/4	1/2	25	16	19	27
160	160	300321	1	3/4	29	19	19	36	

Notes: If you wish to order a fitting in stainless steel, please change the first two digit from **30....** to **31....** .

MALE STUD STRAIGHT ADAPTER

Thread BSP Parallel/NPT

Type: **3004..**



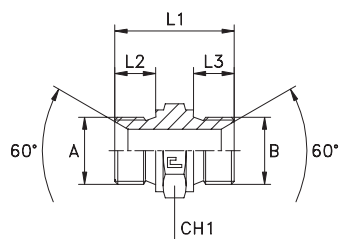
Series BS	30.... [bar]	31.... [bar]	Ordering Complete	A	B	L1	L2	L3	CH1
UNIVERSAL	350	350	300401	1/8	1/8	13	8	10	12
			300402	1/8	1/4	14	8	14,5	14
			300403	1/4	1/4	17	11	14,5	14
	250	250	300404	1/4	3/8	17	11	14,5	17
			300405	3/8	3/8	18	12	14,5	17
	225	225	300406	3/8	1/2	19	12	19	22
			300407	1/2	1/2	21	14	19	22
	200	200	300408	1/2	3/4	23	14	19	27
			300409	3/4	3/4	25	16	19	27
			300410	3/4	1	26	16	24	36
	160	160	300411	1	1	29	19	24	36
			300412	1	1 1/4	31	19	25	46
			300413	1 1/4	1 1/4	32	20	25	46
			300414	1 1/4	1 1/2	34	20	26	50
			300415	1 1/2	1 1/2	37	23	26	50
	100	100	300416	2	2	42	25	26	65
	350	350	300417	1/4	1/8	17	11	10	14
	250	250	300418	3/8	1/4	18	12	14,5	17
	225	225	300419	1/2	3/8	21	14	14,5	22
	200	200	300420	3/4	1/2	25	16	19	27
160	160	300421	1	3/4	29	19	19	36	

Notes: If you wish to order a fitting in stainless steel, please change the first two digit from **30....** to **31....** .

STRAIGHT BS5200/DIN 3852 ADAPTOR

Thread BSP Parallel

Type: 3005..



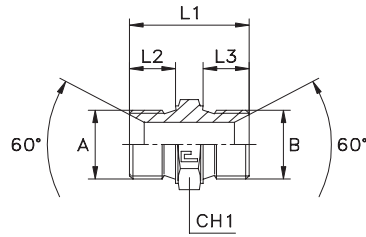
Series BS	30.... [bar]	31.... [bar]	Ordering Complete	A	B	L1	L2	L3	CH1
UNIVERSAL	400	400	300501	1/8	1/8	24	8	8	14
			300502	1/8	1/4	28,5	8	11	19
			300503	1/8	3/8	30	8	12	22
			300504	1/4	1/4	32	11	11	19
			300505	1/4	3/8	33,5	11	12	22
	350	350	300506	1/4	1/2	37	11	14	27
	315	315	300507	1/4	3/4	41	11	16	32
	400	400	300508	3/8	3/8	35	12	12	22
	350	350	300509	3/8	1/2	38,5	12	14	27
	315	315	300510	3/8	3/4	42,5	12	16	32
	350	350	300511	1/2	1/2	41	14	14	27
			300512	1/2	5/8	43	14	16	30
	315	315	300513	1/2	3/4	45	14	16	32
	250	250	300514	1/2	1	49	14	19	41
	200	200	300515	1/2	1 1/4	52	14	20	50
	350	350	300516	5/8	5/8	45	16	16	30
	315	315	300517	5/8	3/4	47	16	16	32
			300518	3/4	3/4	47	16	16	32
			300519	3/4	1	51	16	19	41
	200	200	300520	3/4	1 1/4	54	16	20	50
	160	160	300521	3/4	1 1/2	59	16	23	55
	250	250	300522	1	1	54	19	19	41
	200	200	300523	1	1 1/4	57	19	20	50
	160	160	300524	1	1 1/2	62	19	23	55
	125	125	300525	1	2	67,5	19	25	70
	200	200	300526	1 1/4	1 1/4	58	20	20	50
	160	160	300527	1 1/4	1 1/2	63	20	23	55
	125	125	300528	1 1/4	2	68,5	20	25	70
	160	160	300529	1 1/2	1 1/2	66	23	23	55
	125	125	300530	1 1/2	2	71,5	23	25	70
			300531	2	2	74	25	25	70
	350	350	300532	1/8	1/2	33,5	8	14	27
			300533	1/4	5/8	39	11	16	30
	250	250	300534	1/4	1	45	11	19	41
	350	350	300535	3/8	5/8	40,5	12	16	30
	250	250	300536	3/8	1	46,5	12	19	41
160	160	300537	1/2	1 1/2	57	14	23	55	
250	250	300538	5/8	1	51	16	19	41	
200	200	300539	5/8	1 1/4	54	16	20	50	

Notes: If you wish to order a fitting in stainless steel, please change the first two digit from 30.... to 31....
For copper washer sealing systems refer to items 3001.. pressure rates

STRAIGHT ISO 8434/6 COMPACT ADAPTOR TABLE 10 FIG. 9

Thread BSP Parallel

Type: 3005..



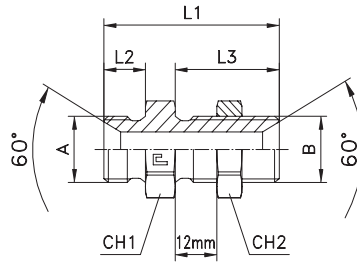
Serie BS	30.... [bar]	31.... [bar]	Ordering Complete	A	B	L1	L2	L3	CH1
UNIVERSAL	400	400	300551	1/8	1/8	21	8	8	12
			300552	1/8	1/4	27	8	11	17
			300553	1/8	3/8	29	8	12	19
			300554	1/4	1/4	28,5	11	11	17
			300555	1/4	3/8	30,5	11	12	19
	350	350	300556	1/4	1/2	34,5	11	14	24
	315	315	300557	1/4	3/4	37,5	11	16	30
	400	400	300558	3/8	3/8	32	12	12	19
	350	350	300559	3/8	1/2	36	12	14	24
	315	315	300560	3/8	3/4	39	12	16	30
	350	350	300561	1/2	1/2	37	14	14	24
			300562	1/2	5/8	39,5	14	16	27
	315	315	300563	1/2	3/4	40,5	14	16	30
	250	250	300564	1/2	1	44,5	14	19	36
	200	200	300565	1/2	1 1/4	50	14	20	46
	350	350	300566	5/8	5/8	43	16	16	27
			300567	5/8	3/4	44	16	16	30
	315	315	300568	3/4	3/4	42,5	16	16	30
			300569	3/4	1	46,5	16	19	36
	250	250	300570	3/4	1 1/4	52	16	20	46
	160	160	300571	3/4	1 1/2	55,5	16	22	50
	250	250	300572	1	1	49	19	19	36
	200	200	300573	1	1 1/4	55	19	20	46
	160	160	300574	1	1 1/2	58,5	19	22	50
	125	125	300575	1	2	63,5	19	25	65
	200	200	300576	1 1/4	1 1/4	56	20	20	46
	160	160	300577	1 1/4	1 1/2	59,5	20	22	50
	125	125	300578	1 1/4	2	65	20	25	65
	160	160	300579	1 1/2	1 1/2	61,5	22	22	50
			300580	1 1/2	2	67,5	22	25	65
			300581	2	2	70	25	25	65
	350	350	300582	1/8	1/2	33	8	14	24
			300583	1/4	5/8	37,5	11	16	27
	250	250	300584	1/4	1	42	11	19	36
	350	350	300585	3/8	5/8	38,5	12	16	27
	250	250	300586	3/8	1	43,5	12	19	36
160	160	300587	1/2	1 1/2	53,5	14	22	50	
250	250	300588	5/8	1	48,5	16	19	36	
200	200	300589	5/8	1 1/4	54	16	20	46	

Notes: If you wish to order a fitting in stainless steel, please change the first two digit from 30.... to 31....
For copper washer sealing systems refer to items 3001.. pressure rates

MALE BULKHEAD ADAPTOR230

Thread BSP Parallel

Type: 3005..-ATT



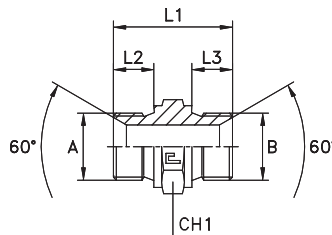
Serie BS	30.... [bar]	31.... [bar]	Ordering Complete	A	B	L1	L2	L3	CH1	CH2
UNIVERSAL	400	400	300501-ATT	1/8	1/8	41	8	28	14	14
			300504-ATT	1/4	1/4	46	11	28	19	19
			300508-ATT	3/8	3/8	52	12	32	22	22
	350	350	300511-ATT	1/2	1/2	59	14	35	27	27
	315	315	300518-ATT	3/4	3/4	66	16	38	32	32
	250	250	300522-ATT	1	1	75	19	41	41	41
	200	200	300526-ATT	1 1/4	1 1/4	83	20	44	50	50
	160	160	300529-ATT	1 1/2	1 1/2	93	22	48	55	55
	125	125	300531-ATT	2	2	102	25	48	70	70

Notes: If you wish to order a fitting in stainless steel, please change the first two digit from 30.... to 31....
Articles available on scheduled orders only.
For copper washer sealing systems refer to items 3001.. pressure rates

MALE STRAIGHT ADAPTER

Thread Metric Parallel

Type: 3006..



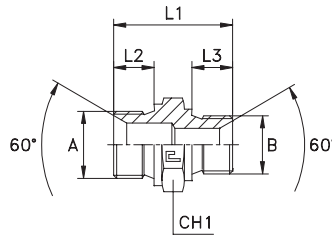
Series BS	30.... [bar]	31.... [bar]	Ordering Complete	A	B	L1	L2	L3	CH1
UNIVERSAL	400	400	300601	10x1	10x1	24	8	8	14
			300602	12x1,5	12x1,5	34	12	12	17
			300603	12x1,5	14x1,5	34	12	12	19
			300604	14x1,5	14x1,5	34	12	12	19
			300605	14x1,5	16x1,5	34	12	12	22
			300606	14x1,5	18x1,5	35,5	12	12	24
	350	350	300607	14x1,5	22x1,5	38	12	14	27
	400	400	300608	16x1,5	16x1,5	34	12	12	22
			300609	16x1,5	18x1,5	35,5	12	12	24
	350	350	300610	16x1,5	20x1,5	37,5	12	14	27
			300611	16x1,5	22x1,5	38	12	14	27
	400	400	300612	18x1,5	18x1,5	36	12	12	24
	350	350	300613	18x1,5	20x1,5	38	12	14	27
			300614	20x1,5	20x1,5	40,5	14	14	27
			300615	20x1,5	22x1,5	41	14	14	27
			300616	22x1,5	22x1,5	41	14	14	27
	315	315	300617	22x1,5	26x1,5	45	14	16	32
			300618	26x1,5	26x1,5	47	16	16	32
	250	250	300619	26x1,5	30x1,5	48	16	16	36
			300620	30x1,5	30x1,5	48	16	16	36
	200	200	300621	30x1,5	38x1,5	50	16	16	46
			300622	38x1,5	38x1,5	50	16	16	46
	160	160	300623	38x1,5	45x1,5	52	16	16	55
			300624	45x1,5	45x1,5	52	16	16	55

Notes: If you wish to order a fitting in stainless steel, please change the first two digit from 30.... to 31....
Articles available on scheduled orders only.
For copper washer sealing systems refer to items 3001.. pressure rates

MALE STRAIGHT ADAPTER

Thread BSP Parallel/metrico cilindrico

Type: **3007..**



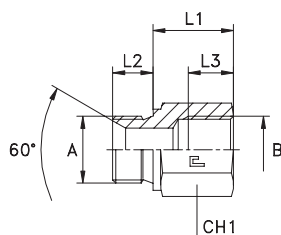
Series BS	30.... [bar]	31.... [bar]	Ordering Complete	A	B	L1	L2	L3	CH1
UNIVERSAL	400	400	300701	1/8	10x1	24	8	8	14
			300702	1/8	14x1,5	29,5	8	12	19
			300703	1/4	10x1	28,5	11	8	19
			300704	1/4	12x1,5	33	11	12	19
			300705	1/4	14x1,5	33	11	12	19
			300706	3/8	10x1	30	12	8	22
			300707	3/8	12x1,5	34,5	12	12	22
			300708	3/8	14x1,5	34,5	12	12	22
			300709	3/8	16x1,5	34,5	12	12	22
			300710	3/8	18x1,5	36	12	12	24
	350	350	300711	3/8	22x1,5	38,5	12	14	27
			300712	1/2	14x1,5	38	14	12	27
			300713	1/2	16x1,5	38	14	12	27
			300714	1/2	18x1,5	38,5	14	12	27
			300715	1/2	20x1,5	40,5	14	14	27
			300716	1/2	22x1,5	41	14	14	27
			300717	5/8	18x1,5	40,5	16	12	30
			300718	5/8	20x1,5	42,5	16	14	30
			300719	5/8	22x1,5	43	16	14	30
	315	315	300720	3/4	18x1,5	42,5	16	12	32
			300721	3/4	20x1,5	44,5	16	14	32
			300722	3/4	22x1,5	45	16	14	32
			300723	3/4	26x1,5	47	16	16	32
	250	250	300724	3/4	30x1,5	48	16	16	36
			300725	1	26x1,5	51	19	16	41
			300726	1	30x1,5	51	19	16	41
	200	200	300727	1	38x1,5	53	19	16	46
			300728	1 1/4	30x1,5	54	20	16	50
			300729	1 1/4	38x1,5	54	20	16	50
	160	160	300730	1 1/2	38x1,5	59	23	16	55
			300731	1 1/2	45x1,5	59	23	16	55
	125	125	300732	2	45x1,5	64,5	25	16	70

Notes: If you wish to order a fitting in stainless steel, please change the first two digit from **30....** to **31....** .
 Articles available on scheduled orders only.
 For copper washer sealing systems refer to items **3001..** pressure rates

MALE FEMALE STRAIGHT ADAPTER

Thread BSP Parallel

Type: **3008..**



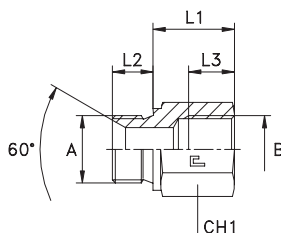
Series BS	30.... [bar]	31.... [bar]	Ordering Complete	A	B	L1	L2	L3	CH1
UNIVERSAL	350	350	300801	1/8	1/8	20	8	10	14
			300802	1/8	1/8	30	8	10	14
			300803	1/8	1/8	40	8	10	14
			300804	1/4	1/4	21	11	14	19
			300805	1/4	1/4	30	11	14	19
			300806	1/4	1/4	43	11	14	19
			300807	1/4	1/4	48	11	14	19
			300808	3/8	3/8	20	12	14	22
			300809	3/8	3/8	33	12	14	22
			300810	3/8	3/8	38	12	14	22
			300811	3/8	3/8	45	12	14	22
			300812	1/2	1/2	23	14	17	27
			300813	1/2	1/2	26	14	17	27
			300814	1/2	1/2	36	14	17	27
	300815	1/2	1/2	46	14	17	27		
	300816	1/2	1/2	66	14	17	27		
	315	315	300817	3/4	3/4	32	16	19	36
			300818	3/4	3/4	40	16	19	36
			300819	3/4	3/4	57	16	19	36
	250	250	300820	1	1	35	19	21,5	41
			300821	1	1	65	19	21,5	41

Notes: If you wish to order a fitting in stainless steel, please change the first two digit from **30....** to **31....** .
For copper washer sealing systems refer to items **3001..** pressure rates.

MALE FEMALE STRAIGHT ADAPTER

Thread Metric Parallel

Type: **3009..**



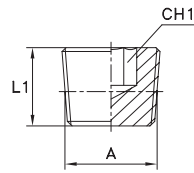
Series BS	30.... [bar]	31.... [bar]	Ordering Complete	A	B	L1	L2	L3	CH1
UNIVERSAL	350	350	300901	10x1	10x1	20	8	10	14
			300902	10x1	10x1	30	8	10	14
			300903	12x1,5	12x1,5	21	12	14,5	17
			300904	12x1,5	12x1,5	28	12	14,5	17
			300905	14x1,5	14x1,5	21	12	14,5	19
			300906	14x1,5	14x1,5	31	12	14,5	19
			300907	16x1,5	16x1,5	23	12	14,5	22
			300908	16x1,5	16x1,5	33	12	14,5	22
			300909	18x1,5	18x1,5	23	12	14,5	24
			300910	18x1,5	18x1,5	38	12	14,5	24
			300911	20x1,5	20x1,5	23	14	16,5	27
			300912	20x1,5	20x1,5	36	14	16,5	27
			300913	22x1,5	22x1,5	26	14	16,5	27
			300914	22x1,5	22x1,5	36	14	16,5	27
	315	315	300915	26x1,5	26x1,5	32	16	18,5	32
			300916	26x1,5	26x1,5	44	16	18,5	32
	250	250	300917	30x1,5	30x1,5	39	16	19	36
			300918	30x1,5	30x1,5	69	16	19	36

Notes: If you wish to order a fitting in stainless steel, please change the first two digit from **30....** to **31....** .
Articles available on request only.
For copper washer sealing systems refer to items **3001..** pressure rates.

PLUG WITH EXAGON SOCKET HEAD

Thread BSP Taper

Type: **3010..**



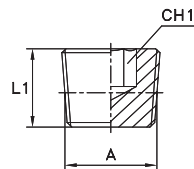
Series BS	30.... [bar]	31.... [bar]	Ordering Complete	A	L1	CH1
UNIVERSAL	350	350	301001	1/8	8	5
			301002	1/4	10	7
	250	250	301003	3/8	10	8
	225	225	301004	1/2	10	10
	200	200	301005	3/4	12	12
	160	160	301006	1	12	17
			301007	1 1/4	18	22
			301008	1 1/2	20	24

Notes: If you wish to order a fitting in stainless steel, please change the first two digit from **30....** to **31....** .

PLUG WITH EXAGON SOCKET HEAD

Thread NPT

Type: **3011..**



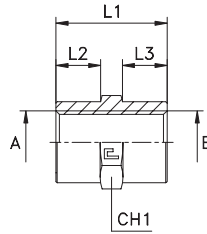
Series BS	30.... [bar]	31.... [bar]	Ordering Complete	A	L1	CH1
UNIVERSAL	350	350	301101	1/8	7,4	4,78
			301102	1/4	11,3	6,35
	250	250	301103	3/8	11,3	7,95
	225	225	301104	1/2	15	9,52
	200	200	301105	3/4	15,3	14,3
	160	160	301106	1	19	15,88
			301107	1 1/4	20,3	19,05
			301108	1 1/2	21	25,4

Notes: If you wish to order a fitting in stainless steel, please change the first two digit from **30....** to **31....** .

FEMALE STRAIGHT ADAPTER

Thread BSP Parallel

Type: **3012..**



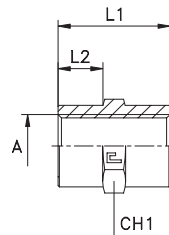
Series BS	30.... [bar]	31.... [bar]	Ordering Complete	A	B	L1	L2	L3	CH1
UNIVERSAL	350	350	301201	1/8	1/8	20	7	7	14
			301202	1/4	1/4	30	12	12	19
	250	250	301203	3/8	3/8	30	12	12	24
	225	225	301204	1/2	1/2	38	15	15	27
	200	200	301205	3/4	3/4	40	15	15	36
	160	160	301206	1	1	48	19	19	41
			301207	1 1/4	1 1/4	50	19	19	55
			301208	1 1/2	1 1/2	50	18	18	60
	350	350	301209	1/8	1/4	25	7	12	19
	250	250	301210	1/8	3/8	25	7	12	24
			301211	1/4	3/8	30	12	12	24
	225	225	301212	1/4	1/2	35	12	15	27
	200	200	301213	1/4	3/4	37	12	15	36
	225	225	301214	3/8	1/2	35	12	15	27
	200	200	301215	1/2	3/4	40	15	15	36

Notes: If you wish to order a fitting in stainless steel, please change the first two digit from **30....** to **31....** .

FEMALE STRAIGHT ADAPTER

Thread Metric Parallel

Type: **3013..**



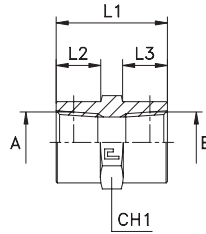
Series BS	30.... [bar]	31.... [bar]	Ordering Complete	A	L1	L2	CH1
UNIVERSAL	350	350	301301	10x1	20	7	14
			301302	14x1,5	30	12	19
	250	250	301303	16x1,5	30	12	24
	225	225	301304	22x1,5	38	15	27
	200	200	301305	27x2	40	15	36
	160	160	301306	33x2	48	19	41
			301307	42x2	50	19	55
			301308	48x2	50	18	60

Notes: If you wish to order a fitting in stainless steel, please change the first two digit from **30....** to **31....** .
Articles available on scheduled orders only.

FEMALE STRAIGHT ADAPTER

Thread BSP Taper

Type: **3014..**



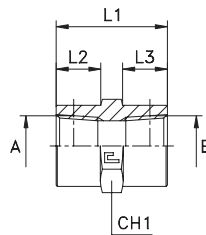
Series BS	30.... [bar]	31.... [bar]	Ordering Complete	A	B	L1	L2	L3	CH1
UNIVERSAL	350	350	301401	1/8	1/8	20	7	7	14
			301402	1/4	1/4	30	12	12	19
	250	250	301403	3/8	3/8	30	12	12	24
	225	225	301404	1/2	1/2	38	15	15	27
	200	200	301405	3/4	3/4	40	15	15	36
	160	160	301406	1	1	48	19	19	41
			301407	1 1/4	1 1/4	60	24	24	50
			301408	1 1/2	1 1/2	60	23	23	60
	350	350	301409	1/8	1/4	25	7	12	19
	250	250	301410	1/8	3/8	25	7	12	24
			301411	1/4	3/8	30	12	12	24
	225	225	301412	1/4	1/2	35	12	15	27
	200	200	301413	1/4	3/4	37	12	15	36
	225	225	301414	3/8	1/2	35	12	15	27
	200	200	301415	1/2	3/4	40	15	15	36

Notes: If you wish to order a fitting in stainless steel, please change the first two digit from **30....** to **31....** .
Articles available on scheduled orders only.

FEMALE STRAIGHT ADAPTER

Thread NPT

Type: **3015..**



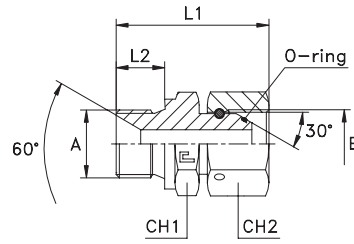
Series BS	30.... [bar]	31.... [bar]	Ordering Complete	A	B	L1	L2	L3	CH1
UNIVERSAL	350	350	301501	1/8	1/8	20	7	7	14
			301502	1/4	1/4	30	12	12	19
	250	250	301503	3/8	3/8	30	12	12	24
	225	225	301504	1/2	1/2	38	15	15	27
	200	200	301505	3/4	3/4	40	15	15	36
	160	160	301506	1	1	48	19	19	41
			301507	1 1/4	1 1/4	60	24	24	50
			301508	1 1/2	1 1/2	60	23	23	60
	350	350	301509	1/8	1/4	25	7	12	19
	250	250	301510	1/8	3/8	25	7	12	24
			301511	1/4	3/8	30	12	12	24
	225	225	301512	1/4	1/2	35	12	15	27
	200	200	301513	1/4	3/4	37	12	15	36
	225	225	301514	3/8	1/2	35	12	15	27
	200	200	301515	1/2	3/4	40	15	15	36

Notes: If you wish to order a fitting in stainless steel, please change the first two digit from **30....** to **31....** .
Articles available on scheduled orders only.

STRAIGHT ADAPTER WITH SWIVEL NUT

Thread BSP Parallel

Type: **3016..**



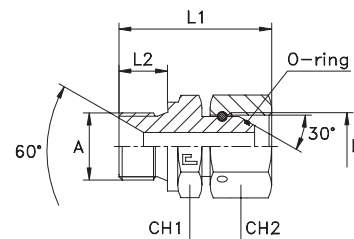
Series BS	30.... [bar]	31.... [bar]	Ordering Complete	A	B	L1	L2	CH1	CH2
UNIVERSAL	400	400	301601	1/8	1/8	28	8	14	14
			301602	1/4	1/4	36	11	19	19
			301603	3/8	3/8	39	12	22	22
	350	350	301604	1/2	1/2	45	14	27	27
			301605	5/8	5/8	51	16	30	30
	315	315	301606	3/4	3/4	53	16	32	32
	250	250	301607	1	1	63,5	19	41	41
	200	200	301608	1 1/4	1 1/4	67	20	50	50
	160	160	301609	1 1/2	1 1/2	77,5	23	55	55
	125	125	301610	2	2	87	25	70	70
	400	400	301611	1/4	3/8	37	11	19	22
			301612	3/8	1/4	38	12	22	19
	350	350	301613	3/8	1/2	42	12	22	27
			301614	1/2	1/4	41	14	27	19
			301615	1/2	3/8	42	14	27	22
	315	315	301616	1/2	3/4	49	14	27	32
			301617	3/4	1/2	49	16	32	27
	250	250	301618	1	3/4	57	19	41	32

Notes: If you wish to order a fitting in stainless steel, please change the first two digit from **30....** to **31....** .
For copper washer sealing systems refer to items **3001..** pressure rates.

STRAIGHT ADAPTER WITH SWIVEL NUT

Thread Metric Parallel

Type: **3017..**



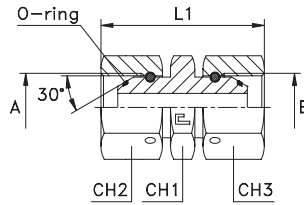
Series BS	30.... [bar]	31.... [bar]	Ordering Complete	A	B	L1	L2	CH1	CH2
UNIVERSAL	400	400	301701	12x1,5	12x1,5	35	12	17	17
			301702	14x1,5	14x1,5	37	12	19	19
			301703	16x1,5	16x1,5	38	12	22	22
			301704	18x1,5	18x1,5	41	12	24	24
	350	350	301705	20x1,5	20x1,5	46	14	27	27
			301706	22x1,5	22x1,5	47	14	27	27
	315	315	301707	26x1,5	26x1,5	53,5	16	32	32
	250	250	301708	30x1,5	30x1,5	56,5	16	36	36

Notes: If you wish to order a fitting in stainless steel, please change the first two digit from **30....** to **31....** .
Articles available on request only.
For copper washer sealing systems refer to items **3001..** pressure rates.

STRAIGHT ADAPTER WITH DOUBLE SWIVEL NUT

Thread BSP Parallel

Type: **3018..**



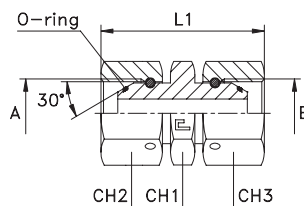
Series BS	30.... [bar]	31.... [bar]	Ordering Complete	A	B	L1	CH1	CH2	CH3
UNIVERSAL	400	400	301801	1/8	1/8	31,5	14	14	14
			301802	1/4	1/4	40,5	19	19	19
			301803	3/8	3/8	42,5	22	22	22
	350	350	301804	1/2	1/2	49,5	27	27	27
			301805	5/8	5/8	55	30	30	30
	315	315	301806	3/4	3/4	59	32	32	32
	250	250	301807	1	1	73	41	41	41
	200	200	301808	1 1/4	1 1/4	76	50	50	50
	160	160	301809	1 1/2	1 1/2	89	55	55	55
	125	125	301810	2	2	99	70	70	70
	400	400	301811	1/4	3/8	41,5	22	19	22
			301812	1/4	1/2	45,5	27	19	27
	350	350	301813	3/8	1/2	46	27	22	27
			301814	1/2	3/4	55	32	27	32

Notes: If you wish to order a fitting in stainless steel, please change the first two digit from **30....** to **31....** .

STRAIGHT ADAPTER WITH DOUBLE SWIVEL NUT

Thread Metric Parallel

Type: **3019..**



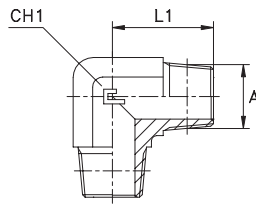
Series BS	30.... [bar]	31.... [bar]	Ordering Complete	A	L1	CH1	CH2
UNIVERSAL	400	400	301901	12x1,5	36	17	17
			301902	14x1,5	40,5	19	19
			301903	16x1,5	42	22	22
			301904	18x1,5	45	24	24
	350	350	301905	20x1,5	51,5	27	27
			301906	22x1,5	53	27	27
	315	315	301907	26x1,5	59,5	32	32
	250	250	301908	30x1,5	64	36	36

Notes: If you wish to order a fitting in stainless steel, please change the first two digit from **30....** to **31....** .
Articles available on request only.

MALE 90° ADAPTER

Thread BSP Taper

Type: 3020..



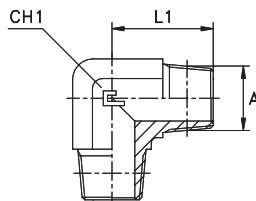
Series BS	30.... [bar]	31.... [bar]	Ordering Complete	A	L1	CH1
UNIVERSAL	350	350	302001	1/8	20	11
			302002	1/4	28	14
	250	250	302003	3/8	31	19
	225	225	302004	1/2	37,5	22
	200	200	302005	3/4	40	27
	160	160	302006	1	50	33
			302007	1 1/4	60	41
			302008	1 1/2	67	48
	100	100	302009	2	76	65

Notes: If you wish to order a fitting in stainless steel, please change the first two digit from 30.... to 31.... .

MALE 90° ADAPTER

Thread NPT

Type: 3021..



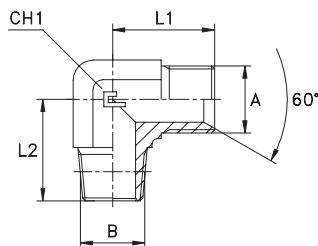
Series BS	30.... [bar]	31.... [bar]	Ordering Complete	A	L1	CH1
UNIVERSAL	350	350	302101	1/8	20	11
			302102	1/4	28	14
	250	250	302103	3/8	31	19
	225	225	302104	1/2	37,5	22
	200	200	302105	3/4	40	27
	160	160	302106	1	50	33
			302107	1 1/4	60	41
			302108	1 1/2	67	48
	100	100	302109	2	76	65

Notes: If you wish to order a fitting in stainless steel, please change the first two digit from 30.... to 31.... .
Articles available on request only.

MALE STUD 90° ADAPTER

Thread BSP Parallel/BSP Taper

Type: **3022..**



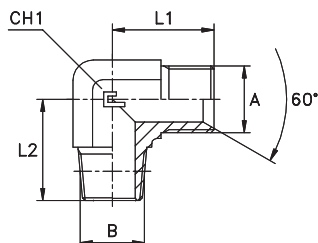
Series BS	30.... [bar]	31.... [bar]	Ordering Complete	A	B	L1	L2	CH1
UNIVERSAL	350	350	302201	1/8	1/8	21	20	11
			302202	1/4	1/4	26	28	14
	250	250	302203	3/8	3/8	29	31	19
			302204	1/2	1/2	34	37,5	22
	200	200	302205	5/8	1/2	38	40	27
			302206	3/4	3/4	41	40	27
	160	160	302207	1	1	45	50	33
			302208	1 1/4	1 1/4	52	60	41
			302209	1 1/2	1 1/2	59	67	48
	100	100	302210	2	2	78	76	65

Notes: If you wish to order a fitting in stainless steel, please change the first two digit from **30....** to **31....** .

MALE STUD 90° ADAPTER

Thread BSP Parallel/NPT

Type: **3023..**



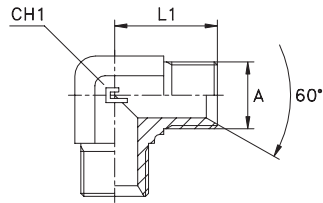
Series BS	30.... [bar]	31.... [bar]	Ordering Complete	A	B	L1	L2	CH1
UNIVERSAL	350	350	302301	1/8	1/8	21	20	11
			302302	1/4	1/4	26	28	14
	250	250	302303	3/8	3/8	29	31	19
			302304	1/2	1/2	34	37,5	22
	200	200	302305	5/8	1/2	38	40	27
			302306	3/4	3/4	41	40	27
	160	160	302307	1	1	45	50	33
			302308	1 1/4	1 1/4	52	60	41
			302309	1 1/2	1 1/2	59	67	48
	100	100	302310	2	2	78	76	65

Notes: If you wish to order a fitting in stainless steel, please change the first two digit from **30....** to **31....** .
Articles available on request only.

MALE 90° UNION ELBOW ADAPTER

Thread BSP Parallel

Type: **3024..**



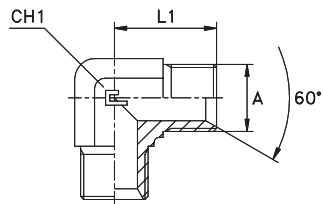
Series BS	30.... [bar]	31.... [bar]	Ordering Complete	A	L1	CH1
UNIVERSAL	400	400	302401	1/8	21	11
			302402	1/4	26	14
			302403	3/8	29	19
	350	350	302404	1/2	34	22
			302405	5/8	38	27
	315	315	302406	3/4	41	27
	250	250	302407	1	45	33
	200	200	302408	1 1/4	52	41
	160	160	302409	1 1/2	59	48
	125	125	302410	2	78	65

Notes: If you wish to order a fitting in stainless steel, please change the first two digit from **30....** to **31....** .

MALE 90° UNION ELBOW ADAPTER

Thread Metric Parallel

Type: **3025..**



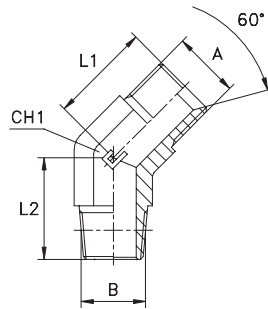
Series BS	30.... [bar]	31.... [bar]	Ordering Complete	A	L1	CH1
UNIVERSAL	400	400	302501	10x1	21	11
			302502	12x1,5	21	11
			302503	14x1,5	26	14
			302504	16x1,5	29	19
			302505	18x1,5	29	19
	350	350	302506	20x1,5	34	22
			302507	22x1,5	34	22
	315	315	302508	26x1,5	41	27
	250	250	302509	30x1,5	45	33

Notes: If you wish to order a fitting in stainless steel, please change the first two digit from **30....** to **31....** .
Articles available on request only.

MALE STUD 45° ADAPTER

Thread BSP Parallel/BSP Taper

Type: 3026..



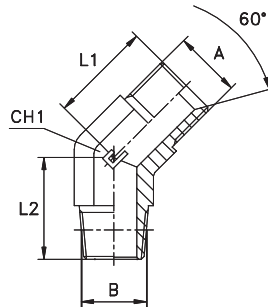
Series BS	30.... [bar]	31.... [bar]	Ordering Complete	A	B	L1	L2	CH1
UNIVERSAL	350	350	302601	1/8	1/8	20,5	16,5	11
			302602	1/4	1/4	21	22	14
	250	250	302603	3/8	3/8	23,5	24	19
			302604	1/2	1/2	26	29,5	22
	200	200	302605	5/8	1/2	29	30,5	27
			302606	3/4	3/4	32	30,5	27
	160	160	302607	1	1	37	38	33
			302608	1 1/4	1 1/4	39	42	41
			302609	1 1/2	1 1/2	46	45	48
	100	100	302610	2	2	57	54	65

Notes: If you wish to order a fitting in stainless steel, please change the first two digit from 30.... to 31.... .
Articles available on scheduled orders only.

MALE STUD 45° ADAPTER

Thread BSP Parallel/NPT

Type: 3027..



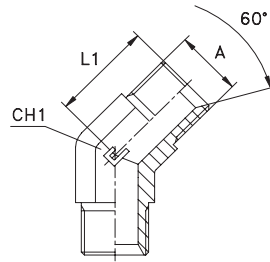
Series BS	30.... [bar]	31.... [bar]	Ordering Complete	A	B	L1	L2	CH1
UNIVERSAL	350	350	302701	1/8	1/8	20,5	16,5	11
			302702	1/4	1/4	21	22	14
	250	250	302703	3/8	3/8	23,5	24	19
			302704	1/2	1/2	26	29,5	22
	200	200	302705	5/8	1/2	29	30,5	27
			302706	3/4	3/4	32	30,5	27
	160	160	302707	1	1	37	38	33
			302708	1 1/4	1 1/4	39	42	41
			302709	1 1/2	1 1/2	46	45	48
	100	100	302710	2	2	57	54	65

Notes: If you wish to order a fitting in stainless steel, please change the first two digit from 30.... to 31.... .
Articles available on request only.

MALE 45° UNION ELBOW ADAPTER

Thread BSP Parallel

Type: **3028..**



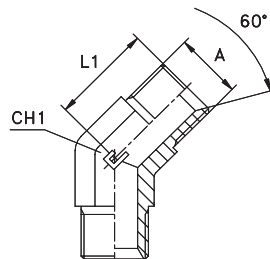
Series BS	30.... [bar]	31.... [bar]	Ordering Complete	A	L1	CH1
UNIVERSAL	400	400	302801	1/8	20,5	11
			302802	1/4	21	14
			302803	3/8	23,5	19
	350	350	302804	1/2	26	22
			302805	5/8	29	27
	315	315	302806	3/4	32	27
	250	250	302807	1	37	33
	200	200	302808	1 1/4	39	41
	160	160	302809	1 1/2	46	48
	125	125	302810	2	57	65

Notes: If you wish to order a fitting in stainless steel, please change the first two digit from **30....** to **31....** .
Articles available on scheduled orders only.

MALE 45° UNION ELBOW ADAPTER

Thread Metric Parallel

Type: **3029..**



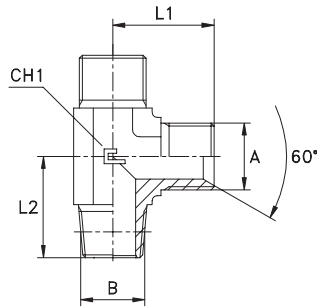
Series BS	30.... [bar]	31.... [bar]	Ordering Complete	A	L1	CH1
UNIVERSAL	400	400	302901	12x1,5	18	11
			302902	14x1,5	21	14
			302903	16x1,5	25	19
			302904	18x1,5	28	19
	350	350	302905	20x1,5	30	22
			302906	22x1,5	30	22
	315	315	302907	26x1,5	33	27
	250	250	302908	30x1,5	37	33

Notes: If you wish to order a fitting in stainless steel, please change the first two digit from **30....** to **31....** .
Articles available on request only.

MALE STUD BARREL TEE ADAPTER

Thread BSP Parallel/BSP Taper

Type: **3030..**



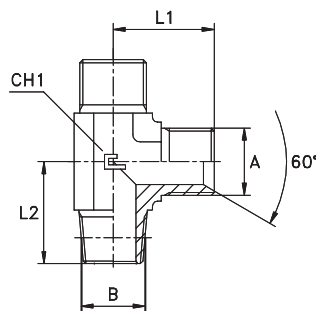
Series BS	30.... [bar]	31.... [bar]	Ordering Complete	A	B	L1	L2	CH1
UNIVERSAL	350	350	303001	1/8	1/8	21	20	11
			303002	1/4	1/4	26	28	14
	250	250	303003	3/8	3/8	29	31	19
			303004	1/2	1/2	34	37,5	22
	200	200	303005	5/8	1/2	38	40	27
			303006	3/4	3/4	41	40	27
	160	160	303007	1	1	45	50	33
			303008	1 1/4	1 1/4	52	60	41
			303009	1 1/2	1 1/2	59	67	48
	100	100	303010	2	2	78	76	65

Notes: If you wish to order a fitting in stainless steel, please change the first two digit from **30....** to **31....** .
Articles available on request only.

MALE STUD BARREL TEE ADAPTER

Thread BSP Parallel/NPT

Type: **3031..**



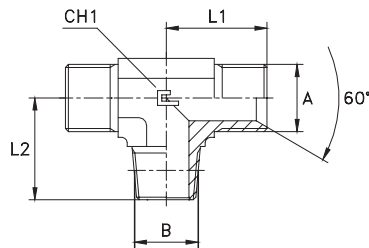
Series BS	30.... [bar]	31.... [bar]	Ordering Complete	A	B	L1	L2	CH1
UNIVERSAL	350	350	303101	1/8	1/8	21	20	11
			303102	1/4	1/4	26	28	14
	250	250	303103	3/8	3/8	29	31	19
			303104	1/2	1/2	34	37,5	22
	200	200	303105	5/8	1/2	38	40	27
			303106	3/4	3/4	41	40	27
	160	160	303107	1	1	45	50	33
			303108	1 1/4	1 1/4	52	60	41
			303109	1 1/2	1 1/2	59	67	48
	100	100	303110	2	2	78	76	65

Notes: If you wish to order a fitting in stainless steel, please change the first two digit from **30....** to **31....** .
Articles available on request only.

MALE STUD BRANCH TEE ADAPTER

Thread BSP Parallel/BSP Taper

Type: **3032..**



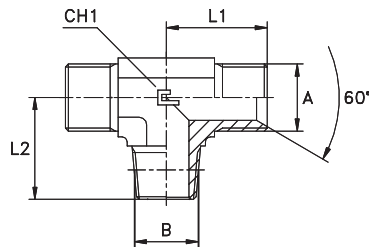
Series BS	30.... [bar]	31.... [bar]	Ordering Complete	A	B	L1	L2	CH1
UNIVERSAL	350	350	303201	1/8	1/8	21	20	11
			303202	1/4	1/4	26	28	14
	250	250	303203	3/8	3/8	29	31	19
			303204	1/2	1/2	34	37,5	22
	200	200	303205	5/8	1/2	38	40	27
			303206	3/4	3/4	41	40	27
			303207	1	1	45	50	33
	160	160	303208	1 1/4	1 1/4	52	60	41
			303209	1 1/2	1 1/2	59	67	48
	100	100	303210	2	2	78	76	65

Notes: If you wish to order a fitting in stainless steel, please change the first two digit from **30....** to **31....** .
Articles available on request only.

MALE STUD BRANCH TEE ADAPTER

Thread BSP Parallel/NPT

Type: **3033..**



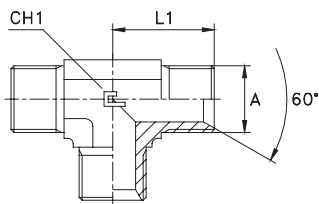
Series BS	30.... [bar]	31.... [bar]	Ordering Complete	A	B	L1	L2	CH1
UNIVERSAL	350	350	303301	1/8	1/8	21	20	11
			303302	1/4	1/4	26	28	14
	250	250	303303	3/8	3/8	29	31	19
			303304	1/2	1/2	34	37,5	22
	200	200	303305	5/8	1/2	38	40	27
			303306	3/4	3/4	41	40	27
			303307	1	1	45	50	33
	160	160	303308	1 1/4	1 1/4	52	60	41
			303309	1 1/2	1 1/2	59	67	48
	100	100	303310	2	2	78	76	65

Notes: If you wish to order a fitting in stainless steel, please change the first two digit from **30....** to **31....** .
Articles available on request only.

MALE EQUAL TEE ADAPTER

Thread BSP Parallel

Type: **3034..**



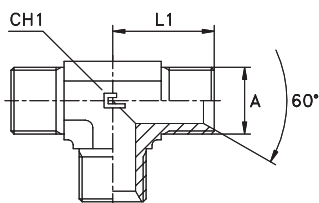
Series BS	30.... [bar]	31.... [bar]	Ordering Complete	A	L1	CH1
UNIVERSAL	400	400	303401	1/8	21	11
			303402	1/4	26	14
			303403	3/8	29	19
	350	350	303404	1/2	34	22
			303405	5/8	38	27
	315	315	303406	3/4	41	27
	250	250	303407	1	45	33
	200	200	303408	1 1/4	52	41
	160	160	303409	1 1/2	59	48
	125	125	303410	2	78	65

Notes: If you wish to order a fitting in stainless steel, please change the first two digit from **30....** to **31....** .

MALE EQUAL TEE ADAPTER

Thread Metric Parallel

Type: **3035..**



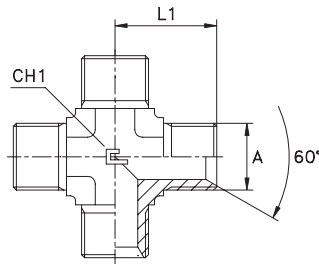
Series BS	30.... [bar]	31.... [bar]	Ordering Complete	A	L1	CH1
UNIVERSAL	400	400	303501	10x1	21	11
			303502	12x1,5	21	11
			303503	14x1,5	26	14
			303504	16x1,5	29	19
			303505	18x1,5	29	19
	350	350	303506	20x1,5	34	22
			303507	22x1,5	34	22
	315	315	303508	26x1,5	41	27
	250	250	303509	30x1,5	45	33

Notes: If you wish to order a fitting in stainless steel, please change the first two digit from **30....** to **31....** .
Articles available on request only.

MALE STUD EQUAL CROSS ADAPTER

Thread BSP Parallel

Type: 3036..



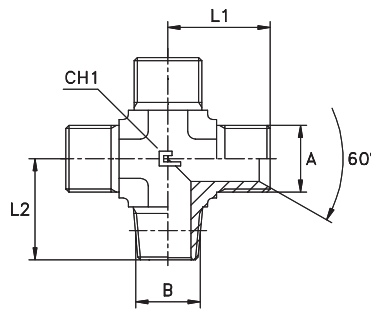
Series BS	30.... [bar]	31.... [bar]	Ordering Complete	A	L1	CH1
UNIVERSAL	400	400	303601	1/8	21	11
			303602	1/4	26	14
			303603	3/8	29	19
	350	350	303604	1/2	34	22
			303605	5/8	38	27
	315	315	303606	3/4	41	27
	250	250	303607	1	45	33
	200	200	303608	1 1/4	52	41
	160	160	303609	1 1/2	59	48
	125	125	303610	2	78	65

Notes: If you wish to order a fitting in stainless steel, please change the first two digit from 30.... to 31.... .
Articles available on scheduled orders only.

MALE STUD EQUAL CROSS ADAPTER

Thread BSP Parallel/NPT

Type: 3037..



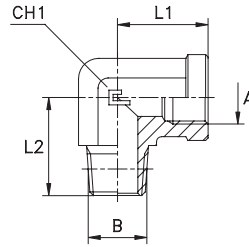
Series BS	30.... [bar]	31.... [bar]	Ordering Complete	A	B	L1	L2	CH1
UNIVERSAL	350	350	303701	1/8	1/8	21	20	11
			303702	1/4	1/4	26	28	14
	250	250	303703	3/8	3/8	29	31	19
	225	225	303704	1/2	1/2	34	37.5	22
	200	200	303705	5/8	1/2	38	40	27
			303706	3/4	3/4	41	40	27
	160	160	303707	1	1	45	50	33
			303708	1 1/4	1 1/4	52	60	41
			303709	1 1/2	1 1/2	59	67	48
	100	100	303710	2	2	78	76	65

Notes: If you wish to order a fitting in stainless steel, please change the first two digit from 30.... to 31.... .
Articles available on request only.

MALE / FEMALE STUD 90° ADAPTER

Thread BSP Parallel/BSP Taper

Type: **3038..**



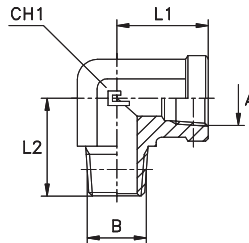
Series BS	30.... [bar]	31.... [bar]	Ordering Complete	A	B	L1	L2	CH1
UNIVERSAL	350	350	303801	1/8	1/8	17	20	14
			303802	1/4	1/4	22,5	28	19
	250	250	303803	3/8	3/8	26	31	22
	225	225	303804	1/2	1/2	31	37,5	27
	200	200	303805	3/4	3/4	34,5	40	33
	160	160	303806	1	1	41	50	41
			303807	1 1/4	1 1/4	43	60	48
			303808	1 1/2	1 1/2	53	67	65
	100	100	303809	2	2	61	76	71

Notes: If you wish to order a fitting in stainless steel, please change the first two digit from **30....** to **31....** .
Articles available on scheduled orders only.

MALE / FEMALE STUD 90° ADAPTER

Thread NPT

Type: **3039..**



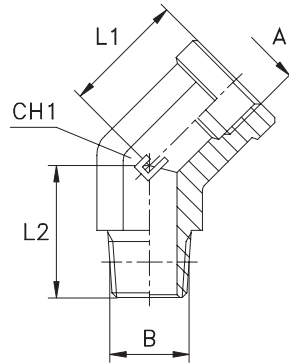
Series BS	30.... [bar]	31.... [bar]	Ordering Complete	A	B	L1	L2	CH1
UNIVERSAL	350	350	303901	1/8	1/8	17	20	14
			303902	1/4	1/4	22,5	28	19
	250	250	303903	3/8	3/8	26	31	22
	225	225	303904	1/2	1/2	31	37,5	27
	200	200	303905	3/4	3/4	34,5	40	33
	160	160	303906	1	1	41	50	41
			303907	1 1/4	1 1/4	43	60	48
			303908	1 1/2	1 1/2	53	67	65
	100	100	303909	2	2	61	76	71

Notes: If you wish to order a fitting in stainless steel, please change the first two digit from **30....** to **31....** .
Articles available on scheduled orders only.

MALE / FEMALE STUD 45° ADAPTER

Thread BSP Parallel/BSP Taper

Type: **3040..**



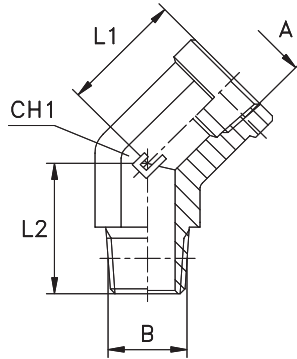
Series BS	30.... [bar]	31.... [bar]	Ordering Complete	A	B	L1	L2	CH1
UNIVERSAL	350	350	304001	1/8	1/8	15,5	18	14
			304002	1/4	1/4	21	26,5	19
	250	250	304003	3/8	3/8	22	27	22
	225	225	304004	1/2	1/2	26	34	27
	200	200	304005	3/4	3/4	29,5	35	33
	160	160	304006	1	1	33	44	41
			304007	1 1/4	1 1/4	39	45,5	48
			304008	1 1/2	1 1/2	43	53	65
	100	100	304009	2	2	55	57	71

Notes: If you wish to order a fitting in stainless steel, please change the first two digit from **30....** to **31....** .
Articles available on scheduled orders only.

MALE / FEMALE STUD 45° ADAPTER

Thread NPT

Type: **3041..**

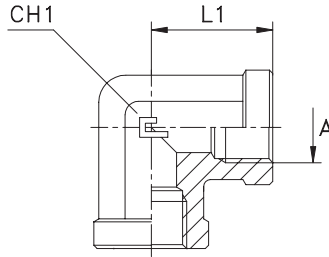


Series BS	30.... [bar]	31.... [bar]	Ordering Complete	A	B	L1	L2	CH1
UNIVERSAL	350	350	304101	1/8	1/8	13	18	14
			304102	1/4	1/4	18	26,5	19
	250	250	304103	3/8	3/8	19,5	27	22
	225	225	304104	1/2	1/2	24,5	25	27
	200	200	304105	3/4	3/4	26	35	33
	160	160	304106	1	1	31	44	41
			304107	1 1/4	1 1/4	37	45,5	48
			304108	1 1/2	1 1/2	43	53	65
	100	100	304109	2	2	55	57	71

Notes: If you wish to order a fitting in stainless steel, please change the first two digit from **30....** to **31....** .
Articles available on scheduled orders only.

FEMALE 90° ADAPTER
Thread BSP Parallel

Type: **3042..**

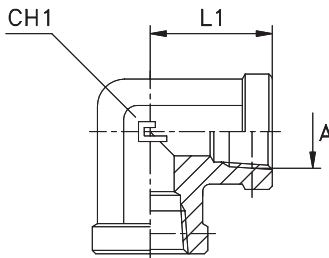


Series BS	30.... [bar]	31.... [bar]	Ordering Complete	A	L1	CH1
UNIVERSAL	350	350	304201	1/8	17	14
			304202	1/4	22,5	19
	250	250	304203	3/8	26	22
			304204	1/2	31	27
	200	200	304205	3/4	34,5	33
			304206	1	41	41
	160	160	304207	1 1/4	43	48
			304208	1 1/2	53	65
	100	100	304209	2	61	71

Notes: If you wish to order a fitting in stainless steel, please change the first two digit from **30....** to **31....** .

FEMALE 90° ADAPTER
Thread NPT

Type: **3043**



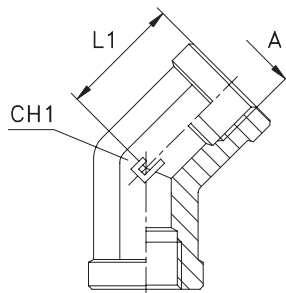
Series BS	30.... [bar]	31.... [bar]	Ordering Complete	A	L1	CH1
UNIVERSAL	350	350	304301	1/8	17	14
			304302	1/4	22,5	19
	250	250	304303	3/8	26	22
			304304	1/2	31	27
	200	200	304305	3/4	34,5	33
			304306	1	41	41
	160	160	304307	1 1/4	43	48
			304308	1 1/2	53	65
	100	100	304309	2	61	71

Notes: If you wish to order a fitting in stainless steel, please change the first two digit from **30....** to **31....** .
Articles available on scheduled orders only.

FEMALE 45° ADAPTER

Thread BSP Parallel

Type: **3044..**



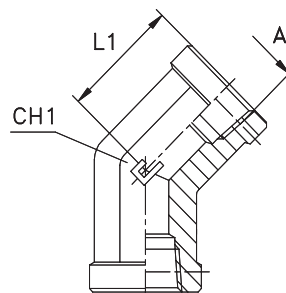
Series BS	30.... [bar]	31.... [bar]	Ordering Complete	A	L1	CH1
UNIVERSAL	350	350	304401	1/8	15,5	14
			304402	1/4	21	19
	250	250	304403	3/8	22	22
			304404	1/2	26	27
	200	200	304405	3/4	29,5	33
			304406	1	33	41
	160	160	304407	1 1/4	39	48
			304408	1 1/2	43	65
	100	100	304409	2	55	71

Notes: If you wish to order a fitting in stainless steel, please change the first two digit from **30....** to **31....** .
Articles available on scheduled orders only.

FEMALE 45° ADAPTER

Thread NPT

Type: **3045..**



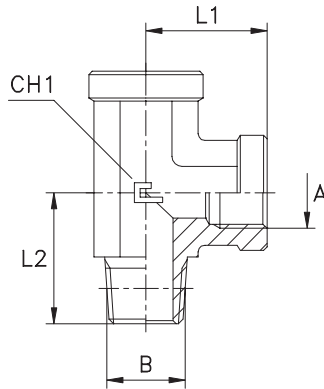
Series BS	30.... [bar]	31.... [bar]	Ordering Complete	A	L1	CH1
UNIVERSAL	350	350	304501	1/8	13	14
			304502	1/4	18	19
	250	250	304503	3/8	19,5	22
			304504	1/2	24,5	27
	200	200	304505	3/4	26	33
			304506	1	31	41
	160	160	304507	1 1/4	37	48
			304508	1 1/2	43	65
	100	100	304509	2	55	71

Notes: If you wish to order a fitting in stainless steel, please change the first two digit from **30....** to **31....** .
Articles available on scheduled orders only.

FEMALE STUD BARREL TEE ADAPTER

Thread BSP Parallel/BSP Taper

Type: **3046..**



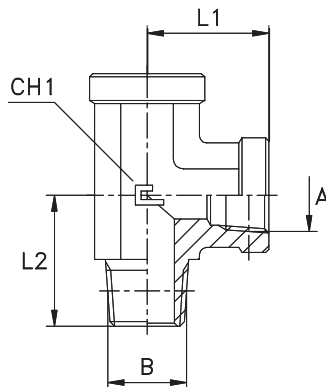
Series BS	30.... [bar]	31.... [bar]	Ordering Complete	A	B	L1	L2	CH1
UNIVERSAL	350	350	304601	1/8	1/8	17	20	14
			304602	1/4	1/4	22,5	28	19
	250	250	304603	3/8	3/8	26	31	22
	225	225	304604	1/2	1/2	31	37,5	27
	200	200	304605	3/4	3/4	34,5	40	33
			304606	1	1	41	50	41
			304607	1 1/4	1 1/4	43	60	48
	160	160	304608	1 1/2	1 1/2	53	67	65
			304609	2	2	61	76	71

Notes: If you wish to order a fitting in stainless steel, please change the first two digit from **30....** to **31....** .
Articles available on request only.

FEMALE STUD BARREL TEE ADAPTER

Thread NPT

Type: **3047..**



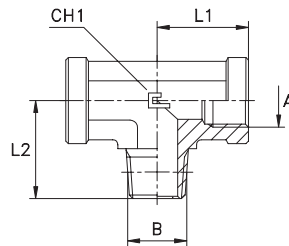
Series BS	30.... [bar]	31.... [bar]	Ordering Complete	A	B	L1	L2	CH1
UNIVERSAL	350	350	304701	1/8	1/8	17	20	14
			304702	1/4	1/4	22,5	28	19
	250	250	304703	3/8	3/8	26	31	22
	225	225	304704	1/2	1/2	31	37,5	27
	200	200	304705	3/4	3/4	34,5	40	33
			304706	1	1	41	50	41
			304707	1 1/4	1 1/4	43	60	48
	160	160	304708	1 1/2	1 1/2	53	67	65
			304709	2	2	61	76	71

Notes: If you wish to order a fitting in stainless steel, please change the first two digit from **30....** to **31....** .
Articles available on request only.

FEMALE STUD BRANCH TEE ADAPTER

Thread BSP Parallel/BSP Taper

Type: **3048..**



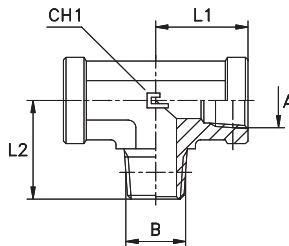
Series BS	30.... [bar]	31.... [bar]	Ordering Complete	A	B	L1	L2	CH1
UNIVERSAL	350	350	304801	1/8	1/8	17	20	14
			304802	1/4	1/4	22,5	28	19
	250	250	304803	3/8	3/8	26	31	22
			304804	1/2	1/2	31	37,5	27
	200	200	304805	3/4	3/4	34,5	40	33
	160	160	304806	1	1	41	50	41
			304807	1 1/4	1 1/4	43	60	48
			304808	1 1/2	1 1/2	53	67	65
	100	100	304809	2	2	61	76	71

Notes: If you wish to order a fitting in stainless steel, please change the first two digit from **30....** to **31....** .
Articles available on request only.

FEMALE STUD BRANCH TEE ADAPTER

Thread NPT

Type: **3049..**

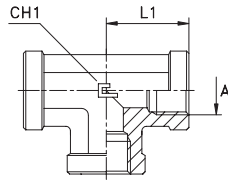


Series BS	30.... [bar]	31.... [bar]	Ordering Complete	A	B	L1	L2	CH1
UNIVERSAL	350	350	304901	1/8	1/8	17	20	14
			304902	1/4	1/4	22,5	28	19
	250	250	304903	3/8	3/8	26	31	22
			304904	1/2	1/2	31	37,5	27
	200	200	304905	3/4	3/4	34,5	40	33
	160	160	304906	1	1	41	50	41
			304907	1 1/4	1 1/4	43	60	48
			304908	1 1/2	1 1/2	53	67	65
	100	100	304909	2	2	61	76	71

Notes: If you wish to order a fitting in stainless steel, please change the first two digit from **30....** to **31....** .
Articles available on request only.

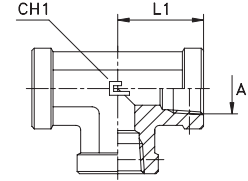
FEMALE EQUAL TEE ADAPTER
Thread BSP Parallel

Type: **3050..**



FEMALE EQUAL TEE ADAPTER
Thread NPT

Type: **3051..**



Series BS	30.... [bar]	31.... [bar]	Ordering Complete	A	L1	CH1
UNIVERSAL	350	350	305001	1/8	17	14
			305002	1/4	22,5	19
	250	250	305003	3/8	26	22
			305004	1/2	31	27
	200	200	305005	3/4	34,5	33
			305006	1	41	41
	160	160	305007	1 1/4	43	48
			305008	1 1/2	53	65
	100	100	305009	2	61	71

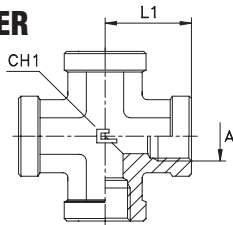
Notes: If you wish to order a fitting in stainless steel, please change the first two digit from **30....** to **31....** .

Series BS	30.... [bar]	31.... [bar]	Ordering Complete	A	L1	CH1
UNIVERSAL	350	350	305101	1/8	17	14
			305102	1/4	22,5	19
	250	250	305103	3/8	26	22
			305104	1/2	31	27
	200	200	305105	3/4	34,5	33
			305106	1	41	41
	160	160	305107	1 1/4	43	48
			305108	1 1/2	53	65
	100	100	305109	2	61	71

Notes: If you wish to order a fitting in stainless steel, please change the first two digit from **30....** to **31....** .
Articles available on scheduled orders only.

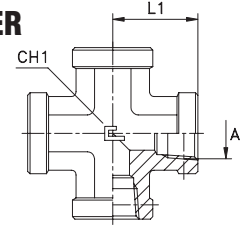
FEMALE EQUAL CROSS ADAPTER
Thread BSP Parallel

Type: **3052..**



FEMALE EQUAL CROSS ADAPTER
Thread NPT

Type: **3053..**



Serie BS	30.... [bar]	31.... [bar]	Ordering Complete	A	L1	CH1
UNIVERSAL	350	350	305201	1/8	17	14
			305202	1/4	22,5	19
	250	250	305203	3/8	26	22
			305204	1/2	31	27
	200	200	305205	3/4	34,5	33
			305206	1	41	41
	160	160	305207	1 1/4	43	48
			305208	1 1/2	53	65
	100	100	305209	2	61	71

Notes: If you wish to order a fitting in stainless steel, please change the first two digit from **30....** to **31....** .
Articles available on scheduled orders only.

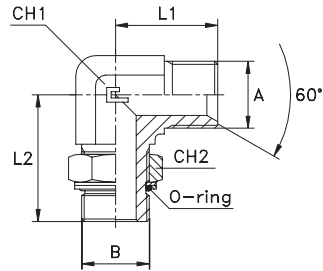
Serie BS	30.... [bar]	31.... [bar]	Ordering Complete	A	L1	CH1
UNIVERSAL	350	350	305301	1/8	17	14
			305302	1/4	22,5	19
	250	250	305303	3/8	26	22
			305304	1/2	31	27
	200	200	305305	3/4	34,5	33
			305306	1	41	41
	160	160	305307	1 1/4	43	48
			305308	1 1/2	53	65
	100	100	305309	2	61	71

Notes: If you wish to order a fitting in stainless steel, please change the first two digit from **30....** to **31....** .
Articles available on scheduled orders only.

90° ADJUSTABLE ADAPTER WITH O-RING AND WASHER

Thread BSP Parallel

Type: 3054..



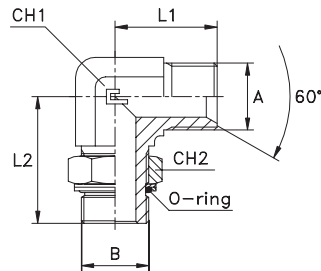
Series BS	30.... [bar]	31.... [bar]	Ordering Complete	A	B	L1	L2	CH1	CH2
UNIVERSAL	350	350	305401	1/8	1/8	21	26	11	14
			305402	1/4	1/8	26	30	14	14
	315	315	305403	1/4	1/4	26	32	14	19
			305404	3/8	1/4	29	37	19	19
	250	250	305405	3/8	3/8	29	37	19	22
			305406	1/2	3/8	34	39	22	22
			305407	1/2	1/2	34	43	22	30
			305408	3/4	1/2	41	47	27	30
			305409	3/4	3/4	41	49	27	36
			305410	1	3/4	45	50	33	36
	200	200	305411	1	1	45	52	33	41
			305412	1 1/4	1	52	58	41	41
			305413	1 1/4	1 1/4	52	58	41	50
	160	160	305414	1 1/2	1 1/4	59	59	48	50
			305415	1 1/2	1 1/2	59	60	48	55
	125	125	305416	2	1 1/2	78	74	65	55
			305417	2	2	78	74	65	70

Notes: If you wish to order a fitting in stainless steel, please change the first two digit from 30.... to 31.....

90° ADJUSTABLE ADAPTER WITH O-RING AND WASHER

Thread Metric Parallel

Type: 3055..



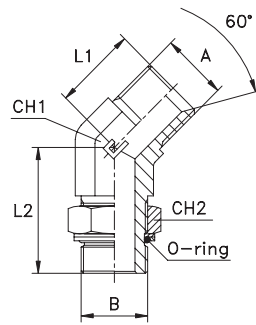
Series BS	30.... [bar]	31.... [bar]	Ordering Complete	A	B	L1	L2	CH1	CH2
UNIVERSAL	350	350	305501	12x1,5	10x1	21	27	11	14
			305502	12x1,5	12x1,5	24	31	14	17
	315	315	305503	14x1,5	12x1,5	26	31	14	17
			305504	14x1,5	14x1,5	26	33	14	19
			305505	16x1,5	14x1,5	29	36	19	19
			305506	16x1,5	16x1,5	29	38	19	22
			305507	18x1,5	16x1,5	29	38	19	22
			305508	18x1,5	18x1,5	29	38	19	24
			305509	22x1,5	18x1,5	34	40	22	24
	250	250	305510	22x1,5	22x1,5	34	42	22	27
			305511	26x1,5	22x1,5	41	46	27	27
			305512	26x1,5	27x2	41	50,5	27	32
	200	200	305513	30x1,5	27x2	45	52,5	33	32
			305514	30x1,5	33x2	45	52,5	33	41

Notes: If you wish to order a fitting in stainless steel, please change the first two digit from 30.... to 31.....
Articles available on scheduled orders only.

45° ADJUSTABLE ADAPTER WITH O-RING AND WASHER

Thread BSP Parallel

Type: 3056..



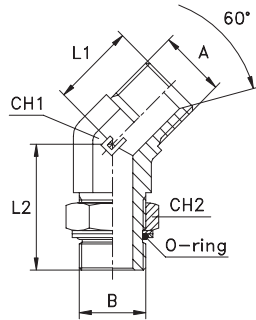
Series BS	30.... [bar]	31.... [bar]	Ordering Complete	A	B	L1	L2	CH1	CH2
UNIVERSAL	350	350	305601	1/8	1/8	20,5	26	11	14
			305602	1/4	1/8	21	27	14	14
	315	315	305603	1/4	1/4	21	29	14	19
			305604	3/8	1/4	23,5	32,5	19	19
	250	250	305605	3/8	3/8	23,5	33	19	22
			305606	1/2	3/8	26	35	22	22
			305607	1/2	1/2	26	38,5	22	30
			305608	3/4	1/2	32	38,5	27	30
			305609	3/4	3/4	32	44	27	36
			305610	1	3/4	37	44	33	36
	200	200	305611	1	1	37	47	33	41
			305612	1 1/4	1	39	45	41	41
			305613	1 1/4	1 1/4	39	48	41	50
	160	160	305614	1 1/2	1 1/4	46	48	48	50
			305615	1 1/2	1 1/2	46	48	48	55
	125	125	305616	2	1 1/2	57	57	65	55
			305617	2	2	57	57	65	70

Notes: If you wish to order a fitting in stainless steel, please change the first two digit from 30.... to 31.... .
Articles available on scheduled orders only.

45° ADJUSTABLE ADAPTER WITH O-RING AND WASHER

Thread Metric Parallel

Type: 3057..



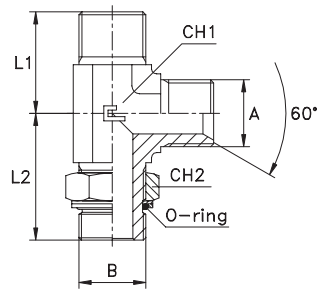
Series BS	30.... [bar]	31.... [bar]	Ordering Complete	A	B	L1	L2	CH1	CH2
UNIVERSAL	350	350	305701	12x1,5	10x1	20,5	27	11	14
			305702	12x1,5	12x1,5	21	27	14	17
	315	315	305703	14x1,5	12x1,5	21	27	14	17
			305704	14x1,5	14x1,5	21	33	14	19
			305705	16x1,5	14x1,5	23,5	30	19	19
			305706	16x1,5	16x1,5	23,5	33	19	22
			305707	18x1,5	16x1,5	23,5	33	19	22
			305708	18x1,5	18x1,5	23,5	33	19	24
			305709	22x1,5	18x1,5	26	36	22	24
	250	250	305710	22x1,5	22x1,5	26	38	22	27
			305711	26x1,5	22x1,5	32	37,5	27	27
			305712	26x1,5	27x2	32	46	27	32
	200	200	305713	30x1,5	27x2	37	46	33	32
			305714	30x1,5	33x2	37	46	33	41

Notes: If you wish to order a fitting in stainless steel, please change the first two digit from 30.... to 31.... .
Articles available on scheduled orders only.

ADJUSTABLE MALE STUD BARREL TEE WITH O-RING AND WASHER

Thread BSP Parallel

Type: **3058..**



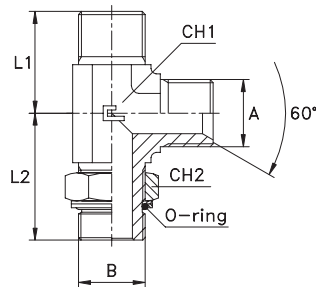
Series BS	30.... [bar]	31.... [bar]	Ordering Complete	A	B	L1	L2	CH1	CH2
UNIVERSAL	350	350	305801	1/8	1/8	21	26	11	14
			305802	1/4	1/8	26	30	14	14
	315	315	305803	1/4	1/4	26	32	14	19
			305804	3/8	1/4	29	37	19	19
	250	250	305805	3/8	3/8	29	37	19	22
			305806	1/2	3/8	34	39	22	22
			305807	1/2	1/2	34	43	22	30
			305808	3/4	1/2	41	47	27	30
			305809	3/4	3/4	41	49	27	36
			305810	1	3/4	45	50	33	36
	200	200	305811	1	1	45	52	33	41
			305812	1 1/4	1	52	58	41	41
			305813	1 1/4	1 1/4	52	58	41	50
	160	160	305814	1 1/2	1 1/4	59	59	48	50
			305815	1 1/2	1 1/2	59	60	48	55
	125	125	305816	2	1 1/2	78	74	65	55
			305817	2	2	78	74	65	70

Notes: If you wish to order a fitting in stainless steel, please change the first two digit from **30....** to **31....** .

ADJUSTABLE MALE STUD BARREL TEE WITH O-RING AND WASHER

Thread Metric Parallel

Type: **3059..**



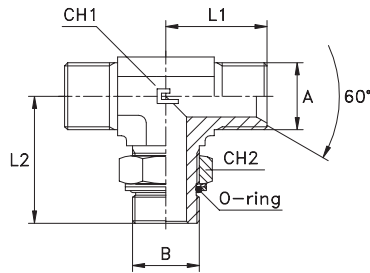
Series BS	30.... [bar]	31.... [bar]	Ordering Complete	A	B	L1	L2	CH1	CH2
UNIVERSAL	350	350	305901	12x1,5	10x1	21	27	11	14
			305902	12x1,5	12x1,5	24	31	14	17
	315	315	305903	14x1,5	12x1,5	26	31	14	17
			305904	14x1,5	14x1,5	26	33	14	19
			305905	16x1,5	14x1,5	29	36	19	19
			305906	16x1,5	16x1,5	29	38	19	22
			305907	18x1,5	16x1,5	29	38	19	22
			305908	18x1,5	18x1,5	29	38	19	24
			305909	22x1,5	18x1,5	34	40	22	24
	250	250	305910	22x1,5	22x1,5	34	42	22	27
			305911	26x1,5	22x1,5	41	46	27	27
			305912	26x1,5	27x2	41	50,5	27	32
	200	200	305913	30x1,5	27x2	45	52,5	33	32
			305914	30x1,5	33x2	45	52,5	33	41

Notes: If you wish to order a fitting in stainless steel, please change the first two digit from **30....** to **31....** .
Articles available on scheduled orders only.

ADJUSTABLE MALE STUD BRANCH TEE WITH O-RING AND WASHER

Thread BSP Parallel

Type: **3060..**



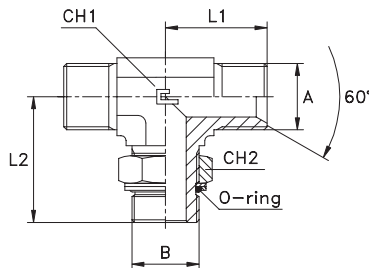
Series BS	30.... [bar]	31.... [bar]	Ordering Complete	A	B	L1	L2	CH1	CH2
UNIVERSAL	350	350	306001	1/8	1/8	21	26	11	14
			306002	1/4	1/8	26	30	14	14
	315	315	306003	1/4	1/4	26	32	14	19
			306004	3/8	1/4	29	37	19	19
	250	250	306005	3/8	3/8	29	37	19	22
			306006	1/2	3/8	34	39	22	22
			306007	1/2	1/2	34	43	22	30
			306008	3/4	1/2	41	47	27	30
			306009	3/4	3/4	41	49	27	36
			306010	1	3/4	45	50	33	36
	200	200	306011	1	1	45	52	33	41
			306012	1 1/4	1	52	58	41	41
			306013	1 1/4	1 1/4	52	58	41	50
	160	160	306014	1 1/2	1 1/4	59	59	48	50
			306015	1 1/2	1 1/2	59	60	48	55
	125	125	306016	2	1 1/2	78	74	65	55
			306017	2	2	78	74	65	70

Notes: If you wish to order a fitting in stainless steel, please change the first two digit from **30....** to **31....** .

ADJUSTABLE MALE STUD BRANCH TEE WITH O-RING AND WASHER

Thread Metric Parallel

Type: **3061..**



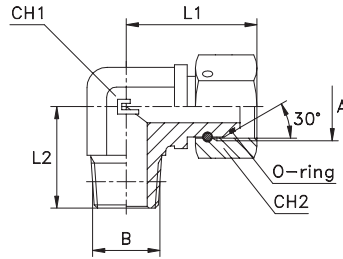
Series BS	30.... [bar]	31.... [bar]	Ordering Complete	A	B	L1	L2	CH1	CH2
UNIVERSAL	350	350	306101	12x1,5	10x1	21	27	11	14
			306102	12x1,5	12x1,5	24	31	14	17
	315	315	306103	14x1,5	12x1,5	26	31	14	17
			306104	14x1,5	14x1,5	26	33	14	19
			306105	16x1,5	14x1,5	29	34	19	19
			306106	16x1,5	16x1,5	29	38	19	22
			306107	18x1,5	16x1,5	29	38	19	22
			306108	18x1,5	18x1,5	29	38	19	24
			306109	22x1,5	18x1,5	34	40	22	24
	250	250	306110	22x1,5	22x1,5	34	42	22	27
			306111	26x1,5	22x1,5	41	44	27	27
			306112	26x1,5	27x2	41	50,5	27	32
	200	200	306113	30x1,5	27x2	45	50,5	33	32
			306114	30x1,5	33x2	45	52,5	33	41

Notes: If you wish to order a fitting in stainless steel, please change the first two digit from **30....** to **31....** .
Articles available on scheduled orders only.

90° ADAPTER WITH SWIVEL NUT

Thread BSP Parallel/BSP Taper

Type: **3062..**



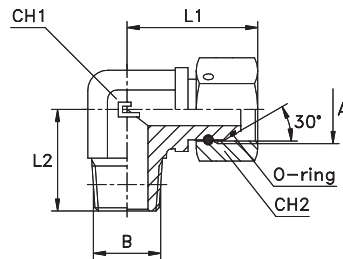
Series BS	30.... [bar]	31.... [bar]	Ordering Complete	A	B	L1	L2	CH1	CH2
UNIVERSAL	350	350	306201	1/8	1/8	25	20	11	14
			306202	1/4	1/4	33	28	14	19
	250	250	306203	3/8	3/8	37	31	19	22
	225	225	306204	1/2	1/2	43	37,5	22	27
	200	200	306205	5/8	1/2	49	37,5	27	30
			306206	3/4	3/4	53,5	40	27	32
	160	160	306207	1	1	60,5	50	33	41
			306208	1 1/4	1 1/4	64	60	41	50
			306209	1 1/2	1 1/2	72,5	67	48	55
	100	100	306210	2	2	91	76	65	70

Notes: If you wish to order a fitting in stainless steel, please change the first two digit from **30....** to **31....** .

90° ADAPTER WITH SWIVEL NUT

Thread BSP Parallel/NPT

Type: **3063..**



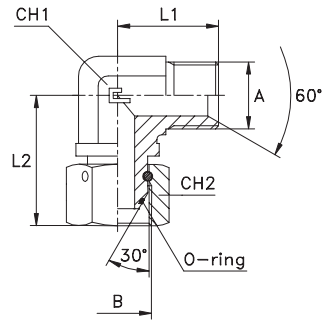
Series BS	30.... [bar]	31.... [bar]	Ordering Complete	A	B	L1	L2	CH1	CH2
UNIVERSAL	350	350	306301	1/8	1/8	25	20	11	14
			306302	1/4	1/4	33	28	14	19
	250	250	306303	3/8	3/8	37	31	19	22
	225	225	306304	1/2	1/2	43	37,5	22	27
	200	200	306305	5/8	1/2	49	37,5	27	30
			306306	3/4	3/4	53,5	40	27	32
	160	160	306307	1	1	60,5	50	33	41
			306308	1 1/4	1 1/4	64	60	41	50
			306309	1 1/2	1 1/2	72,5	67	48	55
	100	100	306310	2	2	91	76	65	70

Notes: If you wish to order a fitting in stainless steel, please change the first two digit from **30....** to **31....** .
Articles available on request only.

90° ADAPTER WITH SWIVEL NUT

Thread BSP Parallel

Type: **3064..**



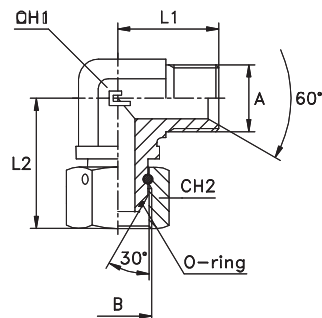
Series BS	30.... [bar]	31.... [bar]	Ordering Complete	A	B	L1	L2	CH1	CH2
UNIVERSAL	400	400	306401	1/8	1/8	21	25	11	14
			306402	1/4	1/4	26	33	14	19
			306403	3/8	3/8	29	37	19	22
	350	350	306404	1/2	1/2	34	43	22	27
			306405	5/8	5/8	38	49	27	30
	315	315	306406	3/4	3/4	41	53,5	27	32
	250	250	306407	1	1	45	60,5	33	41
	200	200	306408	1 1/4	1 1/4	57	64	41	50
	160	160	306409	1 1/2	1 1/2	59	75,5	48	55
	125	125	306410	2	2	78	91	65	70

Notes: If you wish to order a fitting in stainless steel, please change the first two digit from **30....** to **31....** .

90° ADAPTER WITH SWIVEL NUT THREAD

Thread Metric Parallel

Type: **3065..**



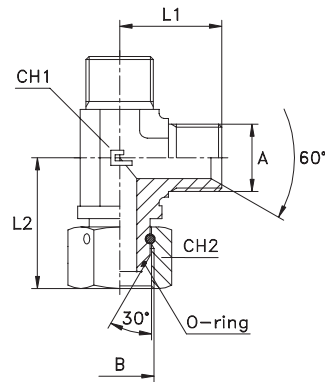
Series BS	30.... [bar]	31.... [bar]	Ordering Complete	A	B	L1	L2	CH1	CH2
UNIVERSAL	400	400	306501	12x1,5	12x1,5	21	26	11	14
			306502	14x1,5	14x1,5	26	33	14	19
			306503	16x1,5	16x1,5	29	37	19	22
			306504	18x1,5	18x1,5	29	38	19	24
	350	350	306505	20x1,5	20x1,5	34	44	22	27
			306506	22x1,5	22x1,5	34	44	22	27
	315	315	306507	26x1,5	26x1,5	41	53	27	32
	250	250	306508	30x1,5	30x1,5	45	58	33	36

Notes: If you wish to order a fitting in stainless steel, please change the first two digit from **30....** to **31....** .
Articles available on request only.

BARREL TEE ADAPTER WITH SWIVEL NUT

Thread BSP Parallel

Type: **3066..**



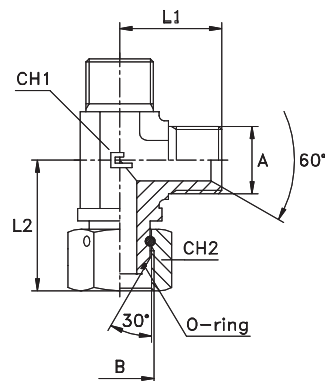
Series BS	30.... [bar]	31.... [bar]	Ordering Complete	A	B	L1	L2	CH1	CH2
UNIVERSAL	400	400	306601	1/8	1/8	21	25	11	14
			306602	1/4	1/4	26	33	14	19
			306603	3/8	3/8	29	37	19	22
	350	350	306604	1/2	1/2	34	43	22	27
			306605	5/8	5/8	38	49	27	30
	315	315	306606	3/4	3/4	41	53,5	27	32
	250	250	306607	1	1	45	60,5	33	41
	200	200	306608	1 1/4	1 1/4	57	64	41	50
	160	160	306609	1 1/2	1 1/2	59	72,5	48	55
	125	125	306610	2	2	78	91	65	70

Notes: If you wish to order a fitting in stainless steel, please change the first two digit from **30....** to **31....** .

BARREL TEE ADAPTER WITH SWIVEL NUT

Thread Metric Parallel

Type: **3067..**



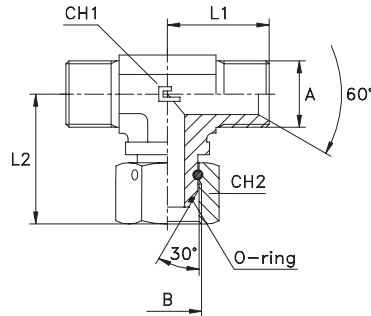
Series BS	30.... [bar]	31.... [bar]	Ordering Complete	A	B	L1	L2	CH1	CH2
UNIVERSAL	400	400	306701	12x1,5	12x1,5	21	26	11	14
			306702	14x1,5	14x1,5	26	33	14	19
			306703	16x1,5	16x1,5	29	37	19	22
			306704	18x1,5	18x1,5	29	38	19	24
	350	350	306705	20x1,5	20x1,5	34	44	22	27
			306706	22x1,5	22x1,5	34	44	22	27
	315	315	306707	26x1,5	26x1,5	41	53	27	32
	250	250	306708	30x1,5	30x1,5	45	58	33	36

Notes: If you wish to order a fitting in stainless steel, please change the first two digit from **30....** to **31....** .
Articles available on request only.

BRANCH TEE ADAPTER WITH SWIVEL NUT

Thread BSP Parallel

Type: **3068..**



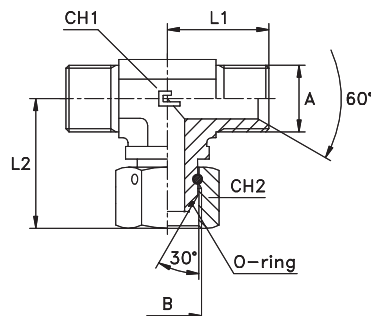
Series BS	30.... [bar]	31.... [bar]	Ordering Complete	A	B	L1	L2	CH1	CH2
UNIVERSAL	400	400	306801	1/8	1/8	21	25	11	14
			306802	1/4	1/4	26	33	14	19
			306803	3/8	3/8	29	37	19	22
	350	350	306804	1/2	1/2	34	43	22	27
			306805	5/8	5/8	38	49	27	30
	315	315	306806	3/4	3/4	41	53,5	27	32
	250	250	306807	1	1	45	60,5	33	41
	200	200	306808	1 1/4	1 1/4	57	64	41	50
	160	160	306809	1 1/2	1 1/2	59	72,5	48	55
	125	125	306810	2	2	78	91	65	70

Notes: If you wish to order a fitting in stainless steel, please change the first two digit from **30....** to **31....** .

BRANCH TEE ADAPTER WITH SWIVEL NUT

Thread Metric Parallel

Type: **3069..**



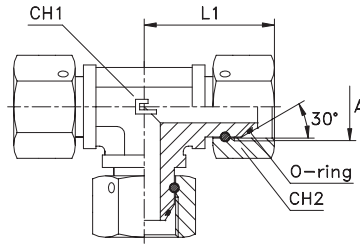
Series BS	30.... [bar]	31.... [bar]	Ordering Complete	A	B	L1	L2	CH1	CH2
UNIVERSAL	400	400	306901	12x1,5	12x1,5	21	26	11	14
			306902	14x1,5	14x1,5	26	33	14	19
			306903	16x1,5	16x1,5	29	37	19	22
			306904	18x1,5	18x1,5	29	38	19	24
	350	350	306905	20x1,5	20x1,5	34	44	22	27
			306906	22x1,5	22x1,5	34	44	22	27
	315	315	306907	26x1,5	26x1,5	41	53	27	32
	250	250	306908	30x1,5	30x1,5	45	58	33	36

Notes: If you wish to order a fitting in stainless steel, please change the first two digit from **30....** to **31....** .
Articles available on request only.

EQUAL TEE ADAPTER WITH SWIVEL NUT

Thread BSP Parallel

Type: **3070..**



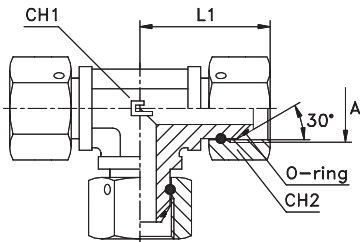
Series BS	30.... [bar]	31.... [bar]	Ordering Complete	A	L1	CH1	CH2
UNIVERSAL	400	400	307001	1/8	25	11	14
			307002	1/4	33	14	19
			307003	3/8	37	19	22
	350	350	307004	1/2	43	22	27
			307005	5/8	49	27	30
	315	315	307006	3/4	53,5	27	32
	250	250	307007	1	60,5	33	41
	200	200	307008	1 1/4	64	41	50
	160	160	307009	1 1/2	75,5	48	55
	125	125	307010	2	91	65	70

Notes: If you wish to order a fitting in stainless steel, please change the first two digit from **30....** to **31....** .

EQUAL TEE ADAPTER WITH SWIVEL NUT

Thread Metric Parallel

Type: **3071..**



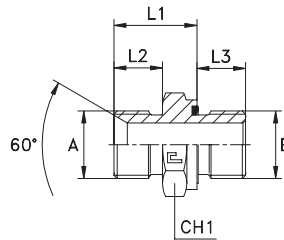
Series BS	30.... [bar]	31.... [bar]	Ordering Complete	A	L1	CH1	CH2
UNIVERSAL	400	400	307101	12x1,5	26	11	14
			307102	14x1,5	33	14	19
			307103	16x1,5	37	19	22
			307104	18x1,5	38	19	24
	350	350	307105	20x1,5	44	22	27
			307106	22x1,5	44	22	27
	315	315	307107	26x1,5	53	27	32
	250	250	307108	30x1,5	58	33	36

Notes: If you wish to order a fitting in stainless steel, please change the first two digit from **30....** to **31....** .
Articles available on request only.

MALE STUD ADAPTER WITH ELASTOMER SEAL

Thread BSP Parallel

Type: **3072..**



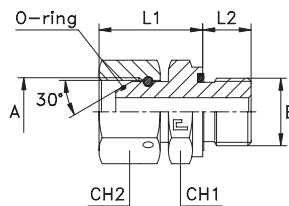
Series BS	30.... [bar]	31.... [bar]	Ordering Complete	A	B	L1	L2	L3	CH1
UNIVERSAL	350	350	307201	1/8	1/8	14,5	8	8	14
			307202	1/4	1/4	19	11	12	19
	250	250	307203	3/8	3/8	20,5	12	12	22
			307204	1/2	1/2	24	14	14	27
	200	200	307205	5/8	1/2	26	16	14	27
			307206	3/4	3/4	28	16	16	32
	160	160	307207	1	1	32	19	18	41
			307208	1 1/4	1 1/4	37	20	20	50
			307209	1 1/2	1 1/2	40	23	22	55
	100	100	307210	2	2	45,5	25	24	70

Notes: If you wish to order a fitting in stainless steel, please change the first two digit from **30....** to **31....** .
Articles available on request only.

MALE STUD ADAPTER WITH SWIVEL NUT AND ELASTOMER SEAL

Thread BSP Parallel

Type: **3073..**



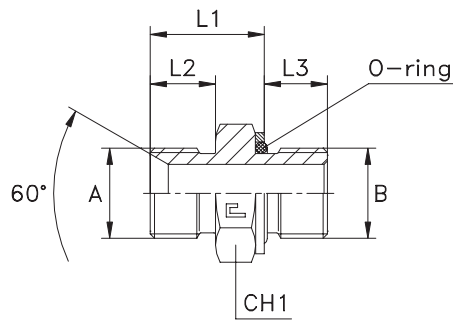
Series BS	30.... [bar]	31.... [bar]	Ordering Complete	A	B	L1	L2	CH1	CH2
UNIVERSAL	350	350	307301	1/8	1/8	20	8	14	14
			307302	1/4	1/4	25	12	19	19
	250	250	307303	3/8	3/8	27	12	22	22
			307304	1/2	1/2	31	14	27	27
	200	200	307305	5/8	1/2	35	14	27	30
			307306	3/4	3/4	37	16	32	32
	160	160	307307	1	1	44,5	18	41	41
			307308	1 1/4	1 1/4	47	20	50	50
			307309	1 1/2	1 1/2	54,5	22	55	55
	100	100	307310	2	2	62	24	70	70

Notes: If you wish to order a fitting in stainless steel, please change the first two digit from **30....** to **31....** .
Articles available on request only.

MALE STUD ADAPTER WITH O-RING AND WASHER

Thread BSP Parallel

Type: 3074..



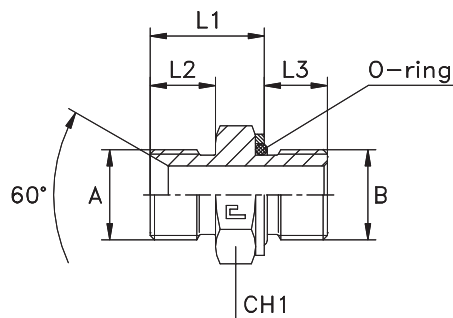
Series BS	30.... [bar]	31.... [bar]	Ordering Complete	A	B	L1	L2	L3	CH1
UNIVERSAL	350	350	307401	1/8	1/8	14,3	8	6,7	14
			307402	1/4	1/4	19,3	11	10,2	19
	250	250	307403	3/8	3/8	20,3	12	10,2	22
			307404	1/2	1/2	24,3	14	12,2	27
	200	200	307405	5/8	1/2	26,3	16	12,2	27
			307406	3/4	3/4	27,8	16	12,7	36
	160	160	307407	1	1	32,1	19	15,4	41
			307408	1 1/4	1 1/4	37	20	16	50
			307409	1 1/2	1 1/2	40	23	16	55
	100	100	307410	2	2	44,6	25	21,4	70

Notes: If you wish to order a fitting in stainless steel, please change the first two digit from 30.... to 31.... .
Articles available on request only.

MALE STUD ADAPTER WITH O-RING AND WASHER

Thread Metric Parallel

Type: 3075..



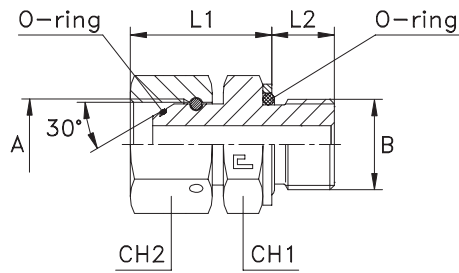
Series BS	30.... [bar]	31.... [bar]	Ordering Complete	A	B	L1	L2	L3	CH1
UNIVERSAL	350	350	307501	12x1,5	12x1,5	20,4	12	9,6	17
			307502	14x1,5	14x1,5	20,4	12	9,6	19
	250	250	307503	16x1,5	16x1,5	20,9	12	11,1	22
			307504	18x1,5	18x1,5	22,9	12	12,6	24
	200	200	307505	20x1,5	22x1,5	25,4	14	13,6	27
			307506	22x1,5	22x1,5	25,4	14	13,6	27
	180	180	307507	26x1,5	27x2	28,5	16	16,5	32
			307508	30x1,5	33x2	29,5	16	16,5	41

Notes: If you wish to order a fitting in stainless steel, please change the first two digit from 30.... to 31.... .
Articles available on request only.

MALE STUD ADAPTER WITH SWIVEL NUT O-RING AND WASHER

Thread BSP Parallel

Type: 3076..



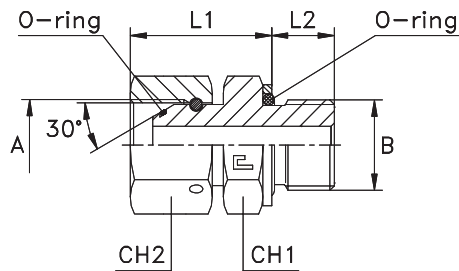
Series BS	30.... [bar]	31.... [bar]	Ordering Complete	A	B	L1	L2	CH1	CH2
UNIVERSAL	350	350	307601	1/8	1/8	19,8	6,7	14	14
			307602	1/4	1/4	25	10,2	19	19
	250	250	307603	3/8	3/8	26,3	10,2	22	22
			307604	1/2	1/2	30	12,2	27	27
	200	200	307605	5/8	1/2	33,8	12,2	27	27
			307606	3/4	3/4	35,8	12,7	36	32
	160	160	307607	1	1	44,1	15,4	41	41
			307608	1 1/4	1 1/4	46,6	16	50	50
			307609	1 1/2	1 1/2	54,1	16	55	55
	100	100	307610	2	2	61,1	21,4	70	70

Notes: If you wish to order a fitting in stainless steel, please change the first two digit from 30.... to 31.... .
Articles available on request only.

MALE STUD ADAPTER WITH SWIVEL NUT O-RING AND WASHER

Thread Metric Parallel

Type: 3077..



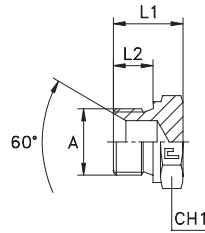
Series BS	30.... [bar]	31.... [bar]	Ordering Complete	A	B	L1	L2	CH1	CH2
UNIVERSAL	350	350	307701	12x1,5	12x1,5	23,4	9,6	17	17
	300	300	307702	14x1,5	14x1,5	25,6	9,6	19	19
	250	250	307703	16x1,5	16x1,5	26,9	11,1	22	22
			307704	18x1,5	18x1,5	29,9	12,6	24	24
	225	225	307705	20x1,5	22x1,5	33,4	13,6	27	27
			307706	22x1,5	22x1,5	34,4	13,6	27	27
	200	200	307707	26x1,5	27x2	37,7	16,5	32	32
			307708	30x1,5	33x2	40,6	16,5	36	36

Notes: If you wish to order a fitting in stainless steel, please change the first two digit from 30.... to 31.... .
Articles available on request only.

MALE PLUG

Thread BSP Parallel

Type: **3078..**



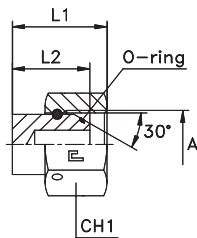
Series BS	30.... [bar]	31.... [bar]	Ordering Complete	A	L1	L2	CH1
UNIVERSAL	400	400	307801	1/8	14,5	8	14
			307802	1/4	19	11	19
			307803	3/8	20,5	12	22
	350	350	307804	1/2	24	14	27
			307805	5/8	26	16	30
	315	315	307806	3/4	28	16	32
	250	250	307807	1	32	19	41
	200	200	307808	1 1/4	35	20	50
	160	160	307809	1 1/2	40	23	55
	125	125	307810	2	45,5	25	70

Notes: If you wish to order a fitting in stainless steel, please change the first two digit from **30....** to **31....** .
Articles available on scheduled orders only.
For copper washer sealing systems refer to items **3001..** pressure rates.

FEMALE PLUG WITH SWIVEL NUT

Thread BSP Parallel

Type: **3079..**



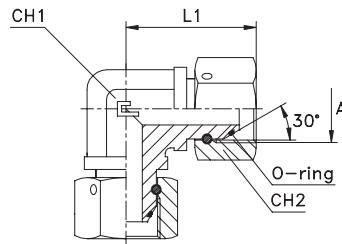
Series BS	30.... [bar]	31.... [bar]	Ordering Complete	A	L1	L2	CH1
UNIVERSAL	400	400	307901	1/8	15	12	14
			307902	1/4	19	15	19
			307903	3/8	20	15	22
	350	350	307904	1/2	24	19	27
			307905	5/8	26	19	30
	315	315	307906	3/4	30	21	32
	250	250	307907	1	35	24,5	41
	200	200	307908	1 1/4	36	27	50
	160	160	307909	1 1/2	42	29,5	55
	125	125	307910	2	45	30	70

Notes: If you wish to order a fitting in stainless steel, please change the first two digit from **30....** to **31....** .
Articles available on request only.

90° ELBOW ADAPTER WITH DOUBLE SWIVEL NUT

Thread BSP Parallel

Type: **3080..**



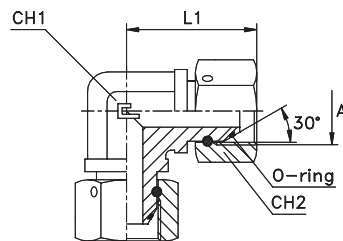
Series BS	30.... [bar]	31.... [bar]	Ordering Complete	A	L1	CH1	CH2
UNIVERSAL	400	400	308001	1/8	25	11	14
			308002	1/4	33	14	19
			308003	3/8	37	19	22
	350	350	308004	1/2	43	22	27
			308005	5/8	49	27	30
	315	315	308006	3/4	53,5	27	32
	250	250	308007	1	60,5	33	41
	200	200	308008	1 1/4	64	41	50
	160	160	308009	1 1/2	72,5	48	55
	125	125	308010	2	91	65	70

Notes: If you wish to order a fitting in stainless steel, please change the first two digit from **30....** to **31....** .
Articles available on request only.

90° ELBOW ADAPTER WITH DOUBLE SWIVEL NUT

Thread Metric Parallel

Type: **3081..**



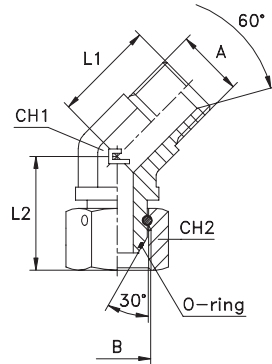
Series BS	30.... [bar]	31.... [bar]	Ordering Complete	A	L1	CH1	CH2
UNIVERSAL	400	400	308101	12x1,5	26	11	14
			308102	14x1,5	33	14	19
			308103	16x1,5	37	19	22
			308104	18x1,5	38	19	24
	350	350	308105	20x1,5	44	22	27
			308106	22x1,5	44	22	27
	315	315	308107	26x1,5	53	27	32
	250	250	308108	30x1,5	58	33	36

Notes: If you wish to order a fitting in stainless steel, please change the first two digit from **30....** to **31....** .
Articles available on request only.

45° ELBOW ADAPTER WITH SWIVEL NUT

Thread BSP Parallel

Type: **3082..**



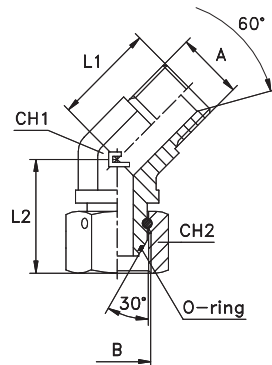
Series BS	30.... [bar]	31.... [bar]	Ordering Complete	A	B	L1	L2	CH1	CH2
UNIVERSAL	400	400	308201	1/8	1/8	20,5	23	11	14
			308202	1/4	1/4	21	25	14	19
			308203	3/8	3/8	23,5	29	19	22
	350	350	308204	1/2	1/2	26	32	22	27
			308205	5/8	5/8	29	39	27	30
	315	315	308206	3/4	3/4	32	41,5	27	32
	250	250	308207	1	1	37	45	33	41
	200	200	308208	1 1/4	1 1/4	39	47	41	50
	160	160	308209	1 1/2	1 1/2	46	58,5	48	55
	125	125	308210	2	2	56	72	65	70

Notes: If you wish to order a fitting in stainless steel, please change the first two digit from **30....** to **31....** .
Articles available on request only.

45° ELBOW ADAPTER WITH SWIVEL NUT

Thread Metric Parallel

Type: **3083..**



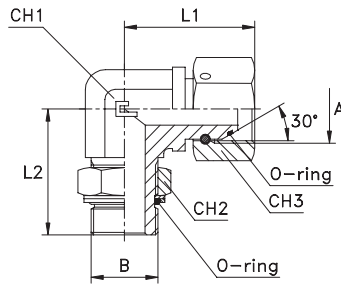
Series BS	30.... [bar]	31.... [bar]	Ordering Complete	A	B	L1	L2	CH1	CH2
UNIVERSAL	400	400	308301	12x1,5	12x1,5	18	24	11	14
			308302	14x1,5	14x1,5	21	25	14	19
			308303	16x1,5	16x1,5	25	29	19	22
			308304	18x1,5	18x1,5	28	30	19	24
	350	350	308305	20x1,5	20x1,5	30	33	22	27
			308306	22x1,5	22x1,5	30	33	22	27
	315	315	308307	26x1,5	26x1,5	33	41	27	32
	250	250	308308	30x1,5	30x1,5	37	42,5	33	36

Notes: If you wish to order a fitting in stainless steel, please change the first two digit from **30....** to **31....** .
Articles available on request only.

90° ADJUSTABLE ADAPTER WITH SWIVEL NUT O-RING AND WASHER

Thread BSP Parallel

Type: 3084..



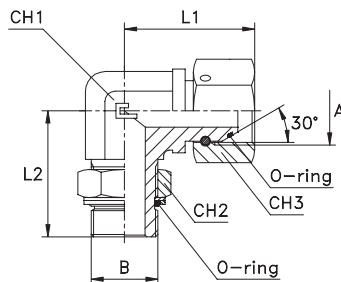
Series BS	30.... [bar]	31.... [bar]	Ordering Complete	A	B	L1	L2	CH1	CH2	CH3
UNIVERSAL	350	350	308401	1/8	1/8	25	26	11	14	14
			308402	1/4	1/8	33	30	14	14	19
	315	315	308403	1/4	1/4	33	32	14	19	19
			308404	3/8	1/4	37	37	19	19	22
	250	250	308405	3/8	3/8	37	37	19	22	22
			308406	1/2	3/8	43	39	22	22	27
			308407	1/2	1/2	43	43	22	30	27
			308408	3/4	1/2	53,5	47	27	30	32
			308409	3/4	3/4	53,5	49	27	36	32
			308410	1	3/4	60,5	50	33	36	41
	200	200	308411	1	1	60,5	52	33	41	41
			308412	1 1/4	1	64	58	41	41	50
			308413	1 1/4	1 1/4	64	58	41	50	50
	160	160	308414	1 1/2	1 1/4	72,5	59	48	50	55
			308415	1 1/2	1 1/2	72,5	60	48	55	55
	125	125	308416	2	1 1/2	91	74	65	55	70
			308417	2	2	91	74	65	70	70

Notes: If you wish to order a fitting in stainless steel, please change the first two digit from 30.... to 31.... .
Articles available on request only.

90° ADJUSTABLE ADAPTER WITH SWIVEL NUT O-RING AND WASHER

Thread Metric Parallel

Type: 3085..



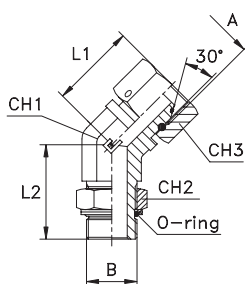
Series BS	30.... [bar]	31.... [bar]	Ordering Complete	A	B	L1	L2	CH1	CH2	CH3
UNIVERSAL	350	350	308501	12x1,5	10x1	26	27	11	14	14
			308502	12x1,5	12x1,5	26	31	14	17	14
	315	315	308503	14x1,5	12x1,5	33	31	14	17	19
			308504	14x1,5	14x1,5	33	33	14	19	19
			308505	16x1,5	14x1,5	37	36	19	19	22
			308506	16x1,5	16x1,5	37	38	19	22	22
			308507	18x1,5	16x1,5	38	38	19	22	24
			308508	18x1,5	18x1,5	38	38	19	24	24
			308509	22x1,5	18x1,5	44	40	22	24	27
			308510	22x1,5	22x1,5	44	42	22	27	27
	250	250	308511	26x1,5	22x1,5	53	46	27	27	32
			308512	26x1,5	27x2	53	50,5	27	32	32
			308513	30x1,5	27x2	58	52,5	33	32	36
	200	200	308514	30x1,5	33x2	58	52,5	33	41	36

Notes: If you wish to order a fitting in stainless steel, please change the first two digit from 30.... to 31.... .
Articles available on request only.

ADJUSTABLE ADAPTER WITH SWIVEL NUT O-RING AND WASHER

Thread BSP Parallel

Type: 3086..



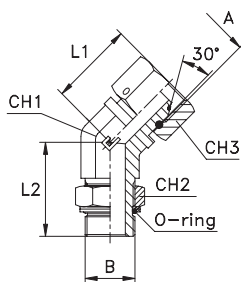
Series BS	30.... [bar]	31.... [bar]	Ordering Complete	A	B	L1	L2	CH1	CH2	CH3
UNIVERSAL	350	350	308601	1/8	1/8	23	26	11	14	14
			308602	1/4	1/8	25	27	14	14	19
	315	315	308603	1/4	1/4	25	29	14	19	19
			308604	3/8	1/4	29	30	19	19	22
	250	250	308605	3/8	3/8	29	33	19	22	22
			308606	1/2	3/8	32	35	22	22	27
			308607	1/2	1/2	32	38,5	22	30	27
			308608	3/4	1/2	41,5	38,5	27	30	32
			308609	3/4	3/4	41,5	44	27	36	32
			308610	1	3/4	45	44	33	36	41
	200	200	308611	1	1	45	47	33	41	41
			308612	1 1/4	1	47	45	41	41	50
			308613	1 1/4	1 1/4	47	48	41	50	50
	160	160	308614	1 1/2	1 1/4	58,5	48	48	50	55
			308615	1 1/2	1 1/2	58,5	48	48	55	55
	125	125	308616	2	1 1/2	72	57	65	55	70
			308617	2	2	72	57	65	70	70

Notes: If you wish to order a fitting in stainless steel, please change the first two digit from 30.... to 31....
Articles available on request only.

ADJUSTABLE ADAPTER WITH SWIVEL NUT O-RING AND WASHER

Thread Metric Parallel

Type: 3087..



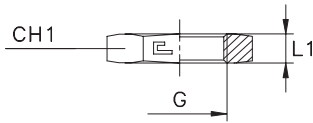
Series BS	30.... [bar]	31.... [bar]	Ordering Complete	A	B	L1	L2	CH1	CH2	CH3
UNIVERSAL	350	350	308701	12x1,5	10x1	24	27	11	14	14
			308702	12x1,5	12x1,5	24	27	14	17	14
	315	315	308703	14x1,5	12x1,5	25	27	14	17	19
			308704	14x1,5	14x1,5	25	33	14	19	19
			308705	16x1,5	14x1,5	29	30	19	19	22
			308706	16x1,5	16x1,5	29	33	19	22	22
			308707	18x1,5	16x1,5	30	33	19	22	24
			308708	18x1,5	18x1,5	30	33	19	24	24
			308709	22x1,5	18x1,5	33	36	22	24	27
	250	250	308710	22x1,5	22x1,5	33	38	22	27	27
			308711	26x1,5	22x1,5	41	37,5	27	27	32
			308712	26x1,5	27x2	41	46	27	32	32
	200	200	308713	30x1,5	27x2	42,5	46	33	32	36
			308714	30x1,5	33x2	42,5	46	33	41	36

Notes: If you wish to order a fitting in stainless steel, please change the first two digit from 30.... to 31....
Articles available on request only.

EXAGONAL NUT

Thread BSP Parallel

Type: **0023..** .



Serie BS	30.... [bar]	31.... [bar]	Ordering Complete	G	L1	CH1
UNIVERSAL	400	400	002301	1/8	5,5	14
			002302	1/4	6	19
			002303	3/8	7	22
	350	350	002304	1/2	8,5	27
	315	315	002305-CH32	3/4	9	32
	250	250	002306	1	10,4	41
	200	200	002307	1 1/4	11	50
	160	160	002308	1 1/2	12	55
	125	125	002309	2	12	70

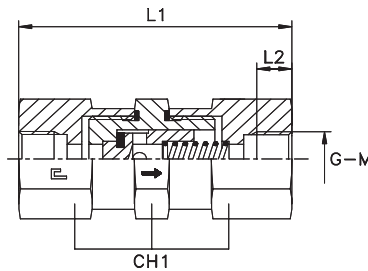
Notes: If you wish to order a fitting in stainless steel, please change the first two digit from **00....** to **01....** .

FEMALE NON RETURN VALVE THREAD BSP PARALLEL

Thread BSP Parallel - Thread Metric Parallel

Type: **5010..**

Type: **5011..**



Serie BS	50.... [bar]	51.... [bar]	Ordering Complete	G	L1	L2	CH1	Ø pass.
S	400	400	501001	1/8	70	10	19	4
			501002	1/4	80	14	19	4
			501003	3/8	88	14	32	8
			501004	1/2	103	17	41	11
			501005	3/4	110	19	50	16
	250	250	501006	1	122	21,5	50	18
			501007	1 1/4	142	23,5	70	29
			501008	1 1/2	142	25,5	70	29

Notes: If you wish to order a fitting in stainless steel, please change the first two digit from **50....** to **51....** .
Articles available on scheduled orders only.

Serie BS	50.... [bar]	51.... [bar]	Ordering Complete	M	L1	L2	CH1	Ø pass.
S	400	400	501101	10x1	70	10	19	4
			501102	14x1,5	80	14,5	19	4
			501103	16x1,5	88	14,5	32	8
			501104	22x1,5	103	16,5	41	11
			501105	27x2	110	19	50	16
	250	250	501106	33x2	122	21	50	18
			501107	42x2	142	23	70	29
			501108	48x2	142	25	70	29

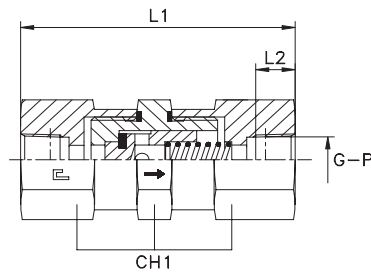
Notes: If you wish to order a fitting in stainless steel, please change the first two digit from **50....** to **51....** .
Articles available on scheduled orders only.

FEMALE NON RETURN VALVE THREAD BSP TAPER

Thread BSP Taper -Thread NPT

Type: **5012..**

Type: **5013..**



Serie BS	50.... [bar]	51.... [bar]	Ordering Complete	G	L1	L2	CH1	Ø pass.
UNIVERSAL	400	400	501201	1/8	70	9,5	19	4
			501202	1/4	80	14	19	4
			501203	3/8	88	14,5	32	8
			501204	1/2	103	19	41	11
			501205	3/4	110	19,5	50	16
	250	250	501206	1	122	23,5	50	18
			501207	1 1/4	142	24	70	29
			501208	1 1/2	142	24	70	29

Notes: If you wish to order a fitting in stainless steel, please change the first two digit from **50....** to **51....** .
Articles available on scheduled orders only.

Serie BS	50.... [bar]	51.... [bar]	Ordering Complete	P	L1	L2	CH1	Ø pass.
UNIVERSAL	400	400	501301	1/8	70	9,5	19	4
			501302	1/4	80	14	19	4
			501303	3/8	88	14,5	32	8
			501304	1/2	103	19	41	11
			501305	3/4	110	19,5	50	16
	250	250	501306	1	122	23,5	50	18
			501307	1 1/4	142	24	70	29
			501308	1 1/2	142	24	70	29

Notes: If you wish to order a fitting in stainless steel, please change the first two digit from **50....** to **51....** .
Articles available on scheduled orders only.